



# English 4

## Pupil's Book 1



**CD-ROM inside**

**Помогаем учить, помогаем учиться**



**Английский язык. 4 класс. Рабочая тетрадь-1**  
**Английский язык. 4 класс. Рабочая тетрадь-2**

Рабочие тетради (авторы *Л. М. Латицкая, А. И. Калишевич, Т. Ю. Севрюкова, Н. М. Седунова*) являются составными частями учебно-методического комплекса для 4 класса учреждений общего среднего образования и полностью соответствуют учебной программе по английскому языку.

Скачать приложения к рабочим тетрадям для учреждений общего среднего образования с белорусским языком обучения, а также аудиоматериалы можно на сайте [www.aversev.by](http://www.aversev.by).

*Рекомендовано  
Научно-методическим учреждением  
«Национальный институт образования»  
Министерства образования  
Республики Беларусь*

# АНГЛИЙСКИЙ ЯЗЫК

Учебное пособие для 4 класса  
учреждений общего среднего образования  
с русским языком обучения

С электронным приложением

В 2 частях  
Часть 1

*Допущено Министерством образования  
Республики Беларусь*

















МИНСК  
«ВЫШЭЙШАЯ ШКОЛА»  
2019

УДК 811.111(075.2)  
ББК 81.2Англ-922  
А64

Авторы: *Л.М. Лапицкая, А.И. Калишевич, Т.Ю. Севрюкова, Н.М. Седунова*

Рецензенты: кафедра английского языка естественных факультетов Белорусского государственного университета (старший преподаватель кафедры *О.В. Брич*); учитель английского языка высшей квалификационной категории государственного учреждения образования «Средняя школа № 219 г. Минска» *Т.В. Кабуш*

## Условные обозначения

-  Ваш помощник в изучении английского языка
-  Аудиозапись
-  Настольная игра
-  Словарь в картинках
-  Грамматический секрет
-  Секреты букв
-  Урок презентации проекта
-  Домашнее задание
-  Подлежащее
-  Глагол **be**
-  Вспомогательный глагол
-  Глагол, обозначающий действие
-  Вопросительное слово
-  Электронный образовательный ресурс  
[e-vedy.adu.by](http://e-vedy.adu.by)

ISBN 978-985-06-3089-6 (ч. 1)  
ISBN 978-985-06-3088-9

© Оформление. УП «Издательство  
“Вышэйшая школа”», 2019

# Contents

<b>UNIT 1.</b> My friend . . . . .	4
<b>UNIT 2.</b> My family . . . . .	33
<b>UNIT 3.</b> Daily life . . . . .	62
<b>UNIT 4.</b> A day off . . . . .	89
<b>UNIT 5.</b> Pet of the family (lessons 1–5) . . . . .	119
Vocabulary . . . . .	136

# Unit 1

## My friend

### Lesson 1. A new friend<sup>1</sup>

1a. 🎧 Liz and Mike have a new friend. Listen, read and answer: What's his name? Where's he from?

**Mike:** Hello! What's your name?

**Twinky:** Twinky-twinky-twinky.

**Liz:** Where are you from?

**Twinky:** Twinky-twinky-twinky.

**Mike:** They're funny.

**Twinky:** They are funny.

**Mrs Read:** Aha! He's Mike.

**Twinky:** He is Mike.

**Mrs Read:** She's Liz.

**Twinky:** She is Liz.

**Mrs Read:** I'm Mrs Read.

**Twinky:** I am Twinky.

**All:** Hello, Twinky!


**Mike:** This is Lucky.

**Liz:** This is Susie.

**Twinky:** This is Floppy.

**Children:** We're from Britain.

**Twinky:** We are from Twinkyland.



<sup>1</sup> A new friend – новый друг

1b. Choose a role and read.

2.   Grammar revision.

## The verb to be Глагол быть

+	-
<p>Ⓘ <u>am</u> happy. <u>He</u> (<u>She</u>, <u>It</u>) <u>is</u> happy. <u>We</u> (<u>You</u>, <u>They</u>) <u>are</u> happy. am = 'm is = 's are = 're</p>	<p>Ⓘ <u>am</u> not happy. <u>He</u> (<u>She</u>, <u>It</u>) <u>is not</u> happy. <u>We</u> (<u>You</u>, <u>They</u>) <u>are not</u> happy. am not = 'm not is not = isn't are not = aren't</p>
?	Short answers + / -
<p><u>Are</u> (you) happy?  Is <u>he</u> (<u>she</u>, <u>it</u>) happy?  <u>Are</u> <u>they</u> happy?</p>	<p>Yes, Ⓘ <u>am</u>. / Yes, <u>we are</u>. No, Ⓘ <u>'m</u> not. / No, <u>we aren't</u>.  Yes, <u>he</u> (<u>she</u>, <u>it</u>) <u>is</u>. No, <u>he</u> (<u>she</u>, <u>it</u>) <u>isn't</u>.  Yes, <u>they are</u>. No, <u>they aren't</u>.</p>

3. 🎧 Sing the song.

Are you happy, are you happy?

Yes, I am, yes, I am.

Is he happy, is he happy?

Yes, he is, yes, he is.

Is she happy, is she happy?

Yes, she is, yes, she is.

I am, you are, he is, she is,

we are friends!

Are you happy, are you happy?

Yes, we are, yes, we are.


Are we happy, are we happy?

Yes, we are, yes, we are.

Are they happy, are they happy?

Yes, they are, yes, they are.

I am, you are, he is, she is, we are friends!



4a. Play a matching game and answer: How old are they?

Model. A: How old is Nikita? – B: He's 10.



Nikita



Mike



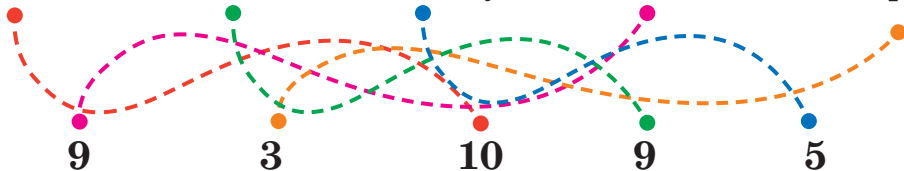
Twinky



Liz



Floppy





**4b.** A reporter interviews Liz and the children for a TV programme. **A** is the reporter, **B** is a character.

**Model.** **A:** What's your name?

**B:** I'm Liz.

**A:** Where are you from?

**B:** I'm from Britain.

**A:** How old are you?

**B:** I'm 9. I've got a lot of friends.

**A:** Wow! ... What are their names?



**5a.** Play a memory game. Speak about the characters.

**Model.** Liz is from Britain. She's 9.

**5b.**  Write about the characters.

**6a.**  Letters and sounds.

**Aa** [eɪ] [æ]  
**Bb** [b]  
**Cc** [s] [k]  
**Dd** [d]  
**Ee** [i:] [e]

**6b.** Read the transcription.

[e] [æ] [i:] [b] [s] [eɪ] [k] [d]

## Lesson 2. Mike's friends

1a. 🎧 Mike meets a new friend. Listen, read and answer:  
Where's Nastya from?

Nastya: Hello! How are you?

Mike: I'm fine, thanks. How are you?

Nastya: I'm OK. What's your name?

Mike: My name's Mike. What's your name?

Nastya: My name's Nastya. How old are you?

Mike: I'm 9. How old are you?

Nastya: I'm 10. Where are you from?

Mike: I'm from Britain. Where are you from?

Nastya: I'm from Belarus.

Mike: Let's play!

Nastya: That's a good idea!




1b. Choose a role and read.

1c. Act out.


2. 📄 🎮 Picture dictionary.




good



bad



nice



naughty




kind



clever



funny




lazy

**3a.**  Mike writes about his friends on Facebook. Listen, read and answer: What are Mike's friends' names?



Hello! My name's Mike. I'm from Britain. Look at my friends!

This is Twinky. He's 5. He's from Twinkyland. He's funny. He's a good friend.

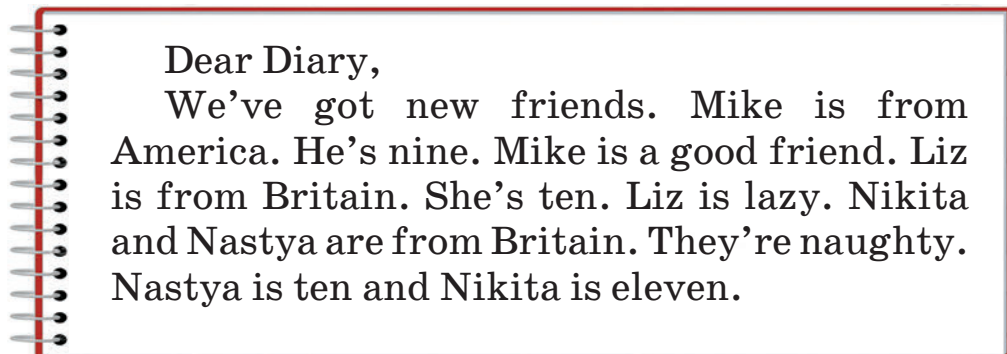


This is Liz. She's 9. She's from Britain. She's nice.

Nikita and Nastya are my friends from Belarus. Nikita is 10. He's clever. Nastya is 10. She's very kind.



### 3b. Read and correct the mistakes in Floppy's diary<sup>1</sup>.



**Model.** Mike isn't from America. He's from Britain.

### 4a. Role play. Twinky is a reporter. He asks you about your friend.



Have you got a friend, Sasha?

What's his / her name?

How old is he / she?

Where's he / she from?

Is he / she nice (kind / naughty / clever / funny / lazy)?

Is he / she a good friend?

### 4b. Twinky speaks about your class in his Cosmos TV programme.

**Model.** Hi! I've got a lot of friends. This is Sasha.  
Sasha's got a friend. His name's Vanya. ...

<sup>1</sup>diary ['daɪəri] – дневник

4c.  Write about your friend.

5a.  Letters and sounds.

Ff  
↓  
[f]

Gg  
↙ ↘  
[dʒ] [g]

Hh  
↓  
[h]

Ii  
↙ ↘  
[aɪ] [ɪ]

Jj  
↓  
[dʒ]

5b. Read the transcription.

[g] [e] [h] [æ] [i:] [dʒ] [b] [s] [ɪ] [aɪ] [eɪ] [k] [d] [f]



Тематический тест 1 “My friend”. Match the opposites.

### Lesson 3. He’s got fair hair

1.   Picture dictionary.



The image shows a picture dictionary with two entries. On the left is a boy with short dark hair, wearing a blue denim shirt and orange shorts. A red bracket on the left side of the image is labeled 'tall'. A line points from the text 'short dark hair' to the boy's hair. Below the boy is the caption 'a boy'. On the right is a girl with long fair hair, wearing a white t-shirt with a heart and colorful shorts. A red bracket on the right side of the image is labeled 'short'. A line points from the text 'long fair hair' to the girl's hair. Below the girl is the caption 'a girl'.

## 2. Grammar revision.

### The verb have got / has got

### Глагол иметь

+	-
<p>① <u>I</u> <u>We</u> (<u>You</u>, <u>They</u>) <u>have</u> <u>got</u> a friend.</p> <p>② <u>He</u> (<u>She</u>, <u>It</u>) <u>has</u> <u>got</u> a friend.</p> <p>have got = 've got has got = 's got</p>	<p>① <u>I</u> <u>We</u> (<u>You</u>, <u>They</u>) <u>have not</u> <u>got</u> a friend.</p> <p>② <u>He</u> (<u>She</u>, <u>It</u>) <u>has not</u> <u>got</u> a friend.</p> <p>have not = haven't has not = hasn't</p>
?	Short answers + / -
<p><u>Have</u> <u>we</u> (<u>you</u>, <u>they</u>) <u>got</u> a friend?</p> <p>Has <u>he</u> (<u>she</u>, <u>it</u>) <u>got</u> a friend?</p>	<p>Yes, <u>we</u> (<u>I</u>, <u>they</u>) <u>have</u>.</p> <p>No, <u>we</u> (<u>I</u>, <u>they</u>) <u>haven't</u>.</p> <p>Yes, <u>he</u> (<u>she</u>, <u>it</u>) <u>has</u>.</p> <p>No, <u>he</u> (<u>she</u>, <u>it</u>) <u>hasn't</u>.</p>


### 3. Look at your classmates. Make up a riddle about one of them.

**Model. A:** It's a girl. She's tall. She's got long hair.  
She's got blue eyes. She's nice.

**B:** It's Masha.

**A:** Right!

**4a.** The children are on a picnic. Look and read their names.



**4b.**  Listen and answer: Where is Jill's friend?

**4c.** Make up riddles about the children (see the Model in ex. 3).

**4d.** Twinky speaks about the children. Correct the mistakes.

**Model.** 1. Pat hasn't got long hair. She's got short hair.  
2. Scarlet isn't a boy. Scarlet is a girl.

1. Pat has got long hair. 2. Scarlet is a boy. 3. Molly and Brat have got green eyes. 4. Harry has got a long nose. 5. Scarlet and Al have got big ears. 6. Beth has got dark hair. 7. Brat is a tall boy. 8. Al and Dan are girls.

5a.  Letters and sounds.

**Kk**  
↓  
[k]

**Ll**  
↓  
[l]

**Mm**  
↓  
[m]

**Nn**  
↓  
[n]

**Oo**  
↙ ↘  
[əʊ] [ɒ]

5b. Read the transcription.

[l] [l] [aɪ] [eɪ] [k] [d] [m] [n] [ɒ] [g] [e] [h] [æ]  
[s] [f] [əʊ] [i:] [dʒ] [b]

6.  Write a riddle about your classmate.



Тематический тест 1. “My friend”. Match the pictures to the words.

## Lesson 4. My friend can roller-skate

1.   Picture dictionary.



roller-skate ['rɒləskeɪt]



ride a bike



**2a.**  Listen, read and answer: Can Twinky draw?

**Liz:** Listen, Twinky. I can sing! Can you sing?

**Twinky:** No, I can't.

**Liz:** I can dance. Can you dance?

**Twinky:** No, I can't.

**Liz:** I can roller-skate. Can you roller-skate?

**Twinky:** No, I can't.

**Liz:** I can ride a bike. Can you ride a bike?



**Twinky:** No, I can't.

**Liz:** What can you do?

**Twinky:** I can draw. Look! I can draw you!

**Liz:** Oh, no! You can't draw, Twinky!

**Twinky:** Yes, I can.



**2b.** Make up true sentences about Liz and Twinky.

Twinky | can | draw / sing / ride a bike.

Liz | can't | swim / roller-skate / dance.

3.   Grammar revision.

The verb can

Глагол мочь, уметь

+	-
<p><u>I</u> (<u>We</u>, <u>You</u>, <u>They</u>, <u>He</u>, <u>She</u>, <u>It</u>) <u>can</u> <u>swim</u>.</p>	<p><u>I</u> (<u>We</u>, <u>You</u>, <u>They</u>, <u>He</u>, <u>She</u>, <u>It</u>) <u>can't</u> <u>swim</u>.</p>
?	Short answers + / -
<p><u>Can</u> <u>I</u> (<u>we</u>, <u>you</u>, <u>they</u>, <u>he</u>, <u>she</u>, <u>it</u>) <u>swim</u> ?</p>	<p>Yes, <input type="radio"/> <u>can</u> . No, <input type="radio"/> <u>can't</u> .</p>

4. Speak to your classmate.

**Model.** A: What can you do?

B: I can ski.

A: What can't you do?

B: I can't draw.



ride a bike, roller-skate, climb a tree, ski, skate, dance, draw, swim, sing, play football, read, speak English

5a. Class survey<sup>1</sup>. Ask all your classmates one question.

**Model.** A: Can you roller-skate?

B: Yes, I can.

C: No, I can't.

<sup>1</sup>survey – опрос

## 5b. Report to the class.

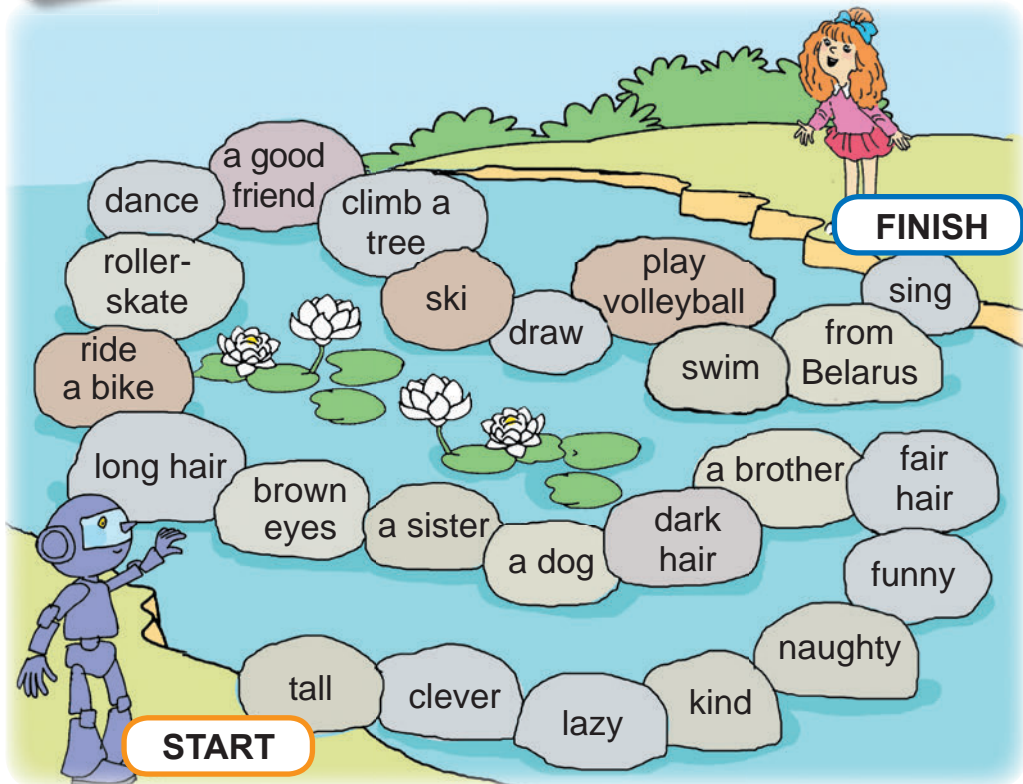
**Model.** Five pupils can roller-skate. Four pupils can't roller-skate.

**6a.**  **Board game. Make up true sentences about your friend.**

**Model.** My friend **isn't** tall. My friend **has got** brown eyes. My friend **can't** climb trees.

**Help  
box**

is / isn't, has got / hasn't got, can / can't



6b. Say five facts about your friend.

6c.  Write five true sentences about your friend.

7a.  Letters and sounds.

<b>Pp</b>	<b>Qu / qu</b>	<b>Rr</b>	<b>Ss</b>	<b>Tt</b>	<b>Uu</b>
↓	↓	↓	↓	↓	↙ ↘
[p]	[kw]	[r]	[s]	[t]	[ju:] [ʌ]

7b. Read the transcription.

[p] [f] [əʊ] [i:] [l] [ɪ] [aɪ] [dʒ] [b] [eɪ] [k] [r] [d]  
[m] [ʌ] [ju:] [n] [v] [g] [e] [h] [æ] [t] [s] [kw]

## Lesson 5. I can swim very well

1a.  Letter secrets.

**Vv** = [v]      **Ww** = [w]

I can play **v**olleyball and **s**wim **v**ery **w**ell.

very well






**1b.** Find the words in the box to match the pictures.



volleyball, swim, very well, clever, Twinky, we, what, where, seven, white, Steve, five, Victor, Eve, warm, walk, sweet, window, windy, favourite, winter, twelve, weather

**1c.** Help Twinky to read the words with [v], then with [w].

**2a.** Read Twinky's story about his friend and find him in the picture.



### My friend

This is my friend. His name's Rinky. He's from Twinkyland. He's twelve. He's nice and clever. He isn't naughty. He is very tall. He's got no hair. He's got purple

eyes. He's got a big mouth. He's got a long nose and long ears. Rinky likes sweets very much. His favourite season is winter. He likes snowy and windy weather. My friend can't ride a bike or roller-skate. But he can swim and play starball very well. He's a good friend!

## 2b. Answer the questions.

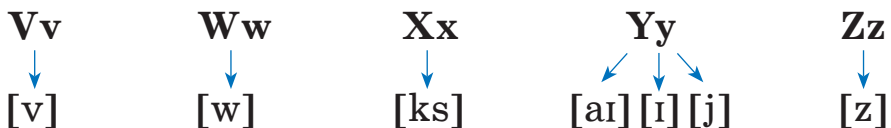
1. Is Rinky from Twinkyland?
2. Is he naughty?
3. Has he got dark hair?
4. Has he got yellow eyes?
5. Has he got a little mouth?
6. Can he roller-skate?
7. Can he play starball?
8. Is winter his favourite season?
9. Is he a good friend?

- A. Yes, he is.
- B. No, he isn't.
- C. Yes, he has.
- D. No, he hasn't.
- E. Yes, he can.
- F. No, he can't.
- G. Yes, it is.

## 3a. Make up a story about Twinky. Work in pairs. Use ex. 2a.

## 3b. Write your story about Twinky.

## 4a. Letters and sounds.




## 4b. Read the transcription.

[h][æ][t][p][f][əʊ][w][i:] [l][ɪ] [aɪ][dʒ] [j] [b][eɪ][z]  
 [k][r][d][m][ʌ] [n] [p][g] [e] [s] [v] [ju:] [ks][kw]

#### 4c. Play the game "I spy".

**Model. A:** I spy with my little eye something in the picture beginning with [r].

**B:** Roller skates!



### Lesson 6. The more we get together...

1. 🎧 Read the song and sing it to the music.

The more we get together, together, together,

The more we get together, the happier we are.

For your friend is my friend,  
And my friend is your friend.

The more we get together, the happier we are.



## 2. Picture dictionary.



listen to music



watch TV



play computer games



go for a walk



do homework

### 3a. Look at Twinky's puzzle. Who can roller-skate and ride a bike? Listen, read and check.

Hello! I'm Twinky. I've got seven friends. We're happy when we get together.

I do my homework	●	with Susie.
I go roller-skating	●	with Mike.
I go for a walk	●	with Lucky.
I listen to music	●	with Rose.
I play computer games	●	with Floppy.
I ride a bike	●	with Liz.
I watch TV	●	with Peter.



### 3b. Read and speak about Twinky and his friends.

**Model.** Twinky and Mike do homework together.

together

### 3c. Close your book. Play a memory game.

**Model. Pupil:** Listen to music!

**Twinky:** I listen to music with Liz.

with

### 4a. Play the “Last Sentence” game.

**Model. A:** I ride a bike with my friend.

**B:** We do homework together.

**4b.**  Write 5–7 sentences about you. What do you do together with your friend?

## Lesson 7. Twinky’s week

### 1a. Say the rhyme.

Every week has seven days.

See how many you can say.

Monday, Tuesday,

Wednesday, Thursday,

Friday, Saturday,

Sunday.

What’s today?



## 1b. Play a game “What’s the next day?”

Model. A: Friday!

B: Saturday!

2a. Twinky speaks about his week in Twinkyland. Read and match the phrases to the pictures.

(A)




(B)




(C)




(D)




(E)



(F)



(G)



1. play starball;
2. watch Cosmos TV;
3. listen to cosmo music;
4. ride a fly-bike;
5. go for a walk;
6. go to the star zoo;
7. play computer games.

2b. 🎧 Listen and answer: What’s Twinky’s favourite day?

2c. 🎧 Listen again and match the pictures to the days of the week.

Model. Monday – D.

## 2d. Speak about Twinky's week.

**Model.** On Monday Twinky and Floppy watch Cosmos TV.

on Monday

## 3a. Read Twinky's story and find two mistakes.

This is our week in Twinkyland. On Monday Floppy and I watch Cosmos TV. On Tuesday we go for a walk. On Wednesday we play computer games. On Thursday we go roller-skating. On Friday we listen to cosmo music. On Saturday we play starball. Sunday is my favourite day. We go to the star park on Sunday. It's fun!

**3b. Work in pairs. Make up your story about your week. What do you do together?**

**3c.**  Write your story.

**4a.**  Play the "Nonsense" game.

**A. My friend is ... .**

1. Lucky
2. Susie
3. Rose
4. Twinky
5. Floppy
6. Peter

**B. He's got / She's got ... .**

1. fair hair and blue eyes
2. dark hair and a long nose
3. red hair and big ears
4. green eyes and a big mouth
5. blue ears and a blue nose
6. yellow eyes and purple hair



**C. My friend is ... .**

1. clever
2. kind
3. naughty
4. funny
5. nice
6. lazy

**D. My friend can ... .**

1. fly
2. ride a bike
3. dance boogie-woogie
4. sing karaoke
5. run on the wall
6. ride a crocodile

**E. I play with my friend ... .**

1. on Monday
2. on Tuesday
3. on Wednesday
4. on Thursday
5. on Friday
6. on Saturday and Sunday

**F. We ... together.**

1. listen to music
2. watch TV
3. go for a walk
4. go to school
5. go roller-skating
6. play computer games

**G. It's ... !**

1. fun
2. cool (классно)
3. super
4. fantastic
5. great (здорово)
6. very good

**4b. Tell your “Nonsense” story to the class. Whose story is the funniest<sup>1</sup>?**

---


<sup>1</sup> **the funniest** – самая смешная




Тематический тест 3 “Daily life”. Complete the sentences.

## Lesson 8. Funny stories

### 1. ABC Letter secrets.

 **th** = [θ] **Th**ree pan**th**ers go for a walk on **Th**ursday.

 **th** = [ð] What good wea**th**er to walk to**th**er!



### 2a. Read the words and guess their meaning.



a python  
[ˈpaɪθən]



teeth  
[ti:θ]



think




a thistle  
[θɪs(ə)l]




thunder  
[θʌndə]

### 2b. Listen, read the story and answer: What do Beth and Timothy do together?

This is Beth the Panther. She's three. She's got a big mouth with very big teeth. She's got a brother, Timothy the Panther. He's got a big mouth with very big teeth, too. They're good friends. They run, jump and play together.





One day **the** panthers go for a walk. **The** weather is fine. **They** play basketball with **the** python. It's fun!

Boom! What's **this**? **Thunder**! **The** friends **think** it's a monster: "A-a-ah!" **They** run very fast<sup>1</sup> and can't see **the** thistles. **Th-th-th!** **Th-th-th!**

**Beth:** "A-a-ah! A monster!"

**Timothy:** "A monster! Help!"

**Beth:** "I'm not a monster. I'm **Beth the Panther.**"

**Timothy:** "And I'm your brother, **Timothy.** Ha-ha-ha!"

**Beth:** "Ha-ha-ha! What day is it today?"

**Timothy:** "Let me **think.** It's **Thursday!**"

**Beth:** "Let's run home and watch TV. Our favourite film '**The Pink Panther**' is on! **Thursday** is my favourite day!"



## **2c.** You're **Beth the Panther.** Answer the questions.

1. What's your name? 2. How old are you? 3. Have you got a brother? 4. What's his name? 5. Have you got a little mouth? 6. Can you play tennis with the python? 7. What's your favourite film? 8. What's your favourite day?

## **2d.** Read in pairs. Listen and check.

## **2e.** Perform at the Reader's Theatre.

---

<sup>1</sup> fast – быстро

## Lesson 9. This is my friend

**1a. Read Twinky's project about Liz. Does Twinky like Liz? Why?**

### My friend Liz



Look! This is my friend Liz.  
She's nice and funny.  
She's very beautiful.  
She's got long dark red hair.  
She's got green eyes.  
She's got a little mouth.  
She's got a little nose.  
She can sing and dance.  
She can ride a bike  
and roller-skate.  
We listen to music and play  
together.  
She's a good friend.



**1b. Read the sentences about the pictures.**

**1c. Choose the correct word.**

- Liz is nice and ... .  
a) naughty      b) clever      c) funny
- She's got ... red hair.  
a) short      b) long      c) dark
- She's got ... eyes.  
a) red      b) little      c) green

4. Liz can sing, dance, roller-skate and ... .  
 a) ride a bike                      b) play starball      c) draw
5. Liz and Twinky ... together.  
 a) go roller-skating    b) listen to music    c) watch TV
6. She's a ... friend.  
 a) bad                      b) lazy                      c) good

## 2. Do a project about your friend.


- ♦ Draw your friend or bring<sup>1</sup> a photo.
- ♦ Write about your friend.



This is ... . His / Her name's ... .  
 He's / She's (10). He's / She's kind, ... .  
 He's / She's got ... . He / She can ... .  
 We ... together.

## Lesson 10. The lion and the mouse

### 1. Listen, read and answer: Is the mouse a good friend?



One day a lion goes for a walk. It's sunny and hot. He sits under a tree and falls asleep<sup>2</sup>. A little mouse runs near the tree. She sees the lion "What big ears! What beautiful hair!"

<sup>1</sup> **bring** – принеси

<sup>2</sup> **falls asleep** – засыпает




The mouse climbs onto the lion. She runs and jumps on the lion. It's fun!



a paw [pɔ:]

The lion opens his eyes. He sees the mouse. “Oh, help! Help!” The mouse is in the lion’s paw! “Please, let me go<sup>1</sup>! I can help you some day!” “Ha-ha-ha! You are so little! How can you help me?<sup>2</sup>” The lion is kind and lets the mouse go.

Three days later<sup>3</sup> the lion goes for a walk and gets into a net. “Oh, help! Help!” The mouse runs to the lion and nibbles at the net. The lion is free<sup>4</sup>. He’s happy. “Thank you, little mouse! You’re a good friend!”



a net to nibble

## 2. True or false?

1. It's hot and windy. 2. The lion is little. 3. The lion has got beautiful hair. 4. The mouse dances on the lion. 5. The mouse is naughty. 6. The mouse helps the lion.

<sup>1</sup> let me go – отпусти меня

<sup>2</sup> How can you help me? – Как ты можешь мне помочь?

<sup>3</sup> Three days later ... – Через три дня ...

<sup>4</sup> free – свободный

### 3. Put the sentences in the correct order.

Model. 1 – D.

- A. The mouse is in the lion's paw.
- B. The lion gets into a net three days later.
- C. The mouse helps the lion.
- D. One day a lion goes for a walk.
- E. A little mouse sees the lion.
- F. The lion lets the mouse go.
- G. The mouse runs and jumps on the lion.
- H. The lion falls asleep under a tree.

### 4. Make up sentences about the characters of the story.

Model. The mouse is little.

The mouse	is	little.
The lion	are	kind.
The mouse and the lion	has got	friends.
		beautiful hair.
		naughty.
		big.
		big ears.

### 5. Choose a role and read the story.

### 6. Act out the story.

**P**

My friend




# Unit 2




## My family

### Lesson 1. Liz's family tree

1.   Picture dictionary.





### 2a. Letters and sounds.

[ɑ:] aunt  
[ŋ] uncle

[ɔ:] daughter  
[tʃ] children

[ə] sister  
[ð] brother

**But:** parents  
['peərənts]

### 2b. Read the transcription.

[mʌm], [dæd], ['græni], ['grændæd], ['ʌŋkl], [ɑ:nt],  
['brʌðə], ['sistə], ['kʌzn], ['dɔ:tə], [sʌn], ['peərənts],  
['tʃɪldrən]

### 3a. Look at Liz's family tree. Ask and answer.

Helen is Liz's mum.  
Helen is Rita's sister.

**Model. A:** Who's Harry?

**B:** He's Liz's grandad.

### 3b. Play the “Last Sentence” game.

**Model.** A: Nikki is Liz’s sister.

B: Nikki is Frank’s daughter.

C: Meg and Ryan are Liz’s cousins.

### 4. Guess the riddles.

1. My mum’s mum is my ... .
2. My dad’s dad is my ... .
3. My dad’s sister is my ... .
4. My mum’s brother is my ... .
5. My uncle’s children are my ... .
6. My aunt’s daughter is my ... .
7. My uncle’s son is my ... .
8. My cousin’s parents are my ... and ... .

### 5a. Speak about your family.

**Model.** I’ve got a mum. Her name’s Nina. She’s nice and beautiful. She’s got long hair, blue eyes ... .



nice, beautiful, clever, funny, kind,  
good, lazy, naughty

### 5b. Write about three people in your family.



Тематический тест 2 “My family”. Match the pictures to the words.

## Lesson 2. What do you want to be?

### 1. Picture dictionary.

#### Jobs



a doctor



a driver



a vet



a cook



a farmer



a business-  
man



a shop  
assistant



a dentist



a teacher



a worker

a woman



a man



### 2a. Letters and sounds.

[ʊ] cook

[ʃ] shop

[ɜ:] worker

### 2b. Read the transcription.

[mæn], ['wʊmən], ['dɒktə], [kʊk], ['dentɪst],  
['draɪvə], ['wɜ:kə], ['tɪ:tʃə], [vet], ['fɑ:mə],  
['bɪznɪsmæn], ['ʃɒp ə,sɪstənt]

### 3. Say the chant.



Swish, swish, swish,  
I'm a magic fish.  
What do you want to be?  
What do you want to be?



I want to be a doctor.

I want to be a driver.

### 4a. Word secrets.

Tina can **sing** very well.  
She's a **singer**.

sing + er = singer  
swim + er = swimmer  
danceer + er = dancer  
ski + er = skier




### 4b. Complete the sentences.

1. Helen can dance very well. She's a good ... .
2. Peter can ski very well. He's a good ... .
3. Pat can skate very well. She's a good ... .
4. Victor can run very well. He's a good ... .
5. Fred can work very well. He's a good ... .
6. Mary can drive very well. She's a good ... .
7. Diana can teach very well. She's a good ... .

runner  
worker  
dancer  
teacher  
skier  
skater  
driver

**5a.** 🎧 Mike speaks about his family. Listen and answer:  
What are their names?

**5b.** Read and match the sentences to the pictures.



1. This is my granny. Her name's Janet. She's a vet.
2. This is my grandad. His name's Mike. He's a farmer.
3. This is my mum. Her name's Linda. She's a driver.
4. This is my dad. His name's David. He's a cook.
5. This is my aunt. Her name's Helen. She's a teacher.
6. This is my uncle. His name's Greg. He's a businessman.

**5c.** Speak about Mike's family.

**Model.** A: Who's this woman? – B: She's Mike's mum.

A: What's her name? – B: Her name's Linda.

A: What's her job? – B: She's a driver.



## 6a. Speak to your classmate.

**Model.** A: What's your mum's job? – B: She's a teacher.  
A: What's your dad's job? – B: He's a driver.

## 6b. Report to the class.

**Model.** Misha's mum is a teacher. Misha's dad is a driver.

## 6c. Answer: What's the most popular<sup>1</sup> job?

7.  Write 6–7 sentences about jobs in your family.

**Model.** My mum is a vet. My dad is a cook.



Тематический тест 2 “My family”. Complete the sentences. Use the words grandfather, worker, teacher, pupil, aunt, doctor.

## Lesson 3. I want to work

1a.  Listen and read the story about a little rabbit.  
Answer the question: What does he want to be?

### Little Rabbit's Week

On Monday Little Rabbit comes to his mum and says: “Mum, I don't want to go to school. I want to work.”

“OK, my dear sonny. What do you want to be?” asks Mrs Rabbit.


“You're a singer. I want to be a singer, too.”

“Well<sup>2</sup>, go and sing to the animals.”

<sup>1</sup> **the most popular** – самая популярная

<sup>2</sup> **Well ...** – Хорошо ...

Little Rabbit sings but the animals say: “Please, stop! You can’t sing. Go home!”




On Tuesday Little Rabbit comes to his dad and says: “Dad, I don’t want to go to school. I want to work.”

“OK, my dear sonny. What do you want to be?” asks Mr Rabbit.

“You’re a driver. I want to be a driver, too.”

“Well, drive me to work.”

Little Rabbit drives the car but he can’t drive very well. His dad says: “Please, stop! You can’t drive. Go home!”



On Wednesday Little Rabbit comes to his uncle and says: “Uncle Tom, I don’t want to go to school. I want to work.”

“OK. What do you want to be?” asks Uncle Tom.

“You’re a dentist. I want to be a dentist, too.”

“Well, Mrs Fox has bad teeth. Go and help her.”

Little Rabbit goes to the fox. Mrs Fox is sad. She’s ill. She opens her mouth but Little Rabbit can’t help

her. The fox says: “Please, stop! You can’t be a dentist. Go home!”



On Thursday Little Rabbit comes to his aunt and says: “Aunt Barbara, I don’t want to go to school. I want to work.”

“OK. What do you want to be?” asks Aunt Barbara.

“You’re a teacher. I want to be a teacher, too.”

“Well, go to the school and teach little animals.”

Little Rabbit goes to the school but the little animals say: “Please, stop! You can’t teach. Go home!”



On Friday Little Rabbit says: “I’m too<sup>1</sup> little. I can’t be a singer, a driver, a dentist or a teacher. I want to be a pupil!” He takes his bag and goes to school.



---

<sup>1</sup> too – слишкoм

## 1b. True or false?

1. Little Rabbit's parents are teachers. 2. His aunt is a dentist. 3. His uncle's name is Tom. 4. On Monday Little Rabbit comes to his dad. 5. On Tuesday he wants to be a singer. 6. On Wednesday he wants to be a driver. 7. On Thursday he goes to Mrs Fox. 8. On Friday Little Rabbit goes to school.

## 1c. Choose a role and read.

## 1d. Act out the story.


## 2. Write the story.

Little Rabbit has got a m..., a d..., an a... and an u... . His mum is a s... . His dad is a d... . His uncle is a d... . His aunt is a t... . On M... Little Rabbit wants to be a s... but he can't s... . On Tuesday he wants to be a d... but he can't d... . On W... he wants to be a dentist but he can't h... Mrs Fox. On Thursday he wants to be a t... but he can't t... . On F... he wants to be a pupil.



Тематический тест 2 “My family”. Complete the sentences.

## Lesson 4. Whose ball is it?

1a.  Twinky and Floppy visit Mrs Read's family. Listen and answer: What does Twinky like? What does Floppy like?

1.


**Mrs Read:** This is **my** husband<sup>1</sup>  
Dave.

**Mr Read:** Hello, Twinky.

**Twinky:** Hello!

**Mr Read:** This is **our** house.

**Twinky:** It's nice.



2.

**Mrs Read:** This is **our** son Steve.  
This is **our** daughter Maggie.

**Children:** Hello, Twinky.

**Twinky:** Hi.

**Mrs Read:** This is **their** dog Rex.

**Twinky:** Hello, Rex! This is Floppy.




3.

**Mrs Read:** This is **your** room,  
Twinky.

**Twinky:** It's big and beautiful!  
Oh! What's this?

**Mrs Read:** Oh, no. Steve! Maggie!



4.

**Maggie:** It's **his** ball, Mum!

**Steve:** Mum, this is **her** ball!

**Maggie:** It's **his** ball!

**Steve:** It's **her** ball!

**Mrs Read:** Hush, children!



<sup>1</sup> husband – муж

5.

**Floppy:** Yummy!

**Children:** No, stop, stop! It's **our** ball!



1b. 🔍 🎯 Grammar secret.

### Possessive pronouns

#### Притяжательные местоимения

**Whose** (ball) is it? – **Чей** это (мяч)?

I – **my** ball

You – **your** ball

He – **his** ball

She – **her** ball

It – **its** ball

We – **our** ball

You – **your** ball

They – **their** ball

1c. Change the sentences. Use his / her / their.

**Model.** Mrs Read's house is nice. – **Her** house is nice.

1. Mrs Read's house is nice.
2. Rex is **the children's** dog.
3. **Twinky's** room is beautiful.
4. Maggie and Steve are **Mrs Read's** children.
5. Floppy likes **the children's** ball.

2. 🎧 Say the chant.

- Is it your puppy?
- No, it isn't. It's her puppy!

- Is it your puppy?
- No, it isn't. It's his puppy!
- Is it your puppy?
- No, it isn't. It's their puppy!
- Is it your puppy?
- Oh, our puppy! Our little Mack! You're back!



### 3. Look and complete the sentences.

1. We are sisters. Our parents are dentists. Our grandad is a ... . Our ...
2. Rob and Will are brothers. Their mum is a ... . Their dad is ... . Their aunt ... . Their uncle ...




**4a. Speak about the people<sup>1</sup> in your family: parents, grandparents, sisters, brothers, cousins, uncles and aunts. Who's got the biggest family<sup>2</sup>?**



**Model.** I've got a mum. Her name's Sveta. I've got two grannies. Their names are Rita and Katya. I've got ...

**4b.**  Write 6–7 sentences about your family.

## Lesson 5. Twinky's family

**1a.**  Mike speaks about his friend Twinky. Listen and answer: What has Twinky got?

This is my friend Twinky.  
This is Twinky's rocket.  
These are his toys.



This is my pet.

<sup>1</sup> people – люди

<sup>2</sup> the biggest family – самая большая семья



1b.   Grammar secret.

**Demonstrative pronouns**  
**Указательные местоимения**  
**This (это, эта, этот) – These (эти)**

This is his rocket.


These are his toys.

**2. Show your classroom to Twinky.**

**Model.** This is a book. These are pens.

**3. Look and say. Whose things are these?**

**Model.** These are Twinky's rulers. This is Pinky's rubber.



Twinky




Pinky Linky



Winky




Floppy



#### 4. Grammar secret.

### Possessive nouns

Притяжательный падеж существительных  
Whose (bag) is it? – Чей это (портфель)?



Twinky's bag


His sisters' bags




#### 5. Look at Liz's family tree (p. 33). Choose the correct word.

1. Her (parent's / parents') names are Helen and Frank. 2. Her (sister's / sisters') name is Nikki. 3. Her (brother's / brothers') names are Jake and Ken. 4. Her (aunt's / aunts') name is Rita. 5. Her (uncle's / uncles') name is Simon. 6. Her (cousin's / cousins') names are Meg and Ryan. 7. Her (granny's / grannies') names are Ann and Pamela. 8. Her (grandad's / grandads') names are Greg and Harry.

#### 6a. Look at Twinky's family photos. Speak about his family.





**Model.** His mum's name's Clinky. His sisters' names are Pinky and Linky.

**6b.** Write about Twinky's family.

## Lesson 6. How old are they?

**Numerals. Числительные**

**How many? – Сколько?**

**1a.** Count. Listen and say the chant.

<b>1</b> one	<b>11</b> eleven	<b>10</b> ten
<b>2</b> two	<b>12</b> twelve	<b>20</b> twenty
<b>3</b> three	<b>13</b> thirteen	<b>30</b> thirty
<b>4</b> four	<b>14</b> fourteen	<b>40</b> forty
<b>5</b> five	<b>15</b> fifteen	<b>50</b> fifty
<b>6</b> six	<b>16</b> sixteen	<b>60</b> sixty
<b>7</b> seven	<b>17</b> seventeen	<b>70</b> seventy
<b>8</b> eight	<b>18</b> eighteen	<b>80</b> eighty
<b>9</b> nine	<b>19</b> nineteen	<b>90</b> ninety
<b>10</b> ten		

**21** twenty-one

**45** forty-five

**100** one hundred

## 1b. Word secrets.

six + teen = sixteen [ˌsɪksˈtiːn]  
six + ty = sixty [ˈsɪksti]

## 2. Teach Twinky to do sums.

**Model.** Nine and four is thirteen.

$$\begin{array}{cccc} 9 + 4 = & 24 + 6 = & 17 + 70 = & 64 + 36 = \\ 8 + 7 = & 18 + 9 = & 14 + 40 = & 82 + 18 = \\ 12 + 11 = & 20 + 13 = & 13 + 30 = & 90 + 10 = \end{array}$$

**3.** These are the teachers from Mike and Liz's school. Play a guessing game. **A**, ask questions and guess. **B**, choose a character and answer **A**'s questions.



Mary, America, 44



Alex, Britain, 44



Fiona, Africa, 28



Sam, Africa, 31



Nelly, Britain, 28



Kevin, America, 31

**Model.** A: Where are you from? – B: I'm from Britain.  
A: How old are you? – B: I'm twenty-eight.  
A: You're Nelly. – B: Right!

**4a.**  Twinky interviews Liz about the people in her family. Listen and answer: How old are the people in her family? How old is her family?


**4b.** Speak to your classmate. How old are the people in your family? Whose family is the oldest<sup>1</sup>?

**Model.** A: How old is your mum?  
B: She's thirty-two ...

**4c.**  Write how old the people in your family are.

## Lesson 7. Meet my family

**1a.**  This is Twinky's project about his family from Twinkyland. Listen and answer: How old are they?



<sup>1</sup> the oldest – самая старшая

**1b.**  Listen again and complete his story.

**135 = one hundred and thirty-five**

**1.** These are my parents. Their names are ... and ... . They're ... and ... . They're ... . My ...'s a robo-vet. My ...'s a robot maker. **2.** This is my brother. His name's ... . He's ... . He's kind and ... . He's a starbus ... . **3.** These are my sisters. Their names are ... and ... . They're ... . They're ... . My sisters are ... . We play ... together. **4.** This is my uncle. His name's ... . He's ... . He's very ... . He's a programmer<sup>1</sup>. **5.** These are my ... , Mob and Tinoppa, and their ... Sloppa. They're nice and ... . **6.** I love my family very much! They're ... !

**1c. Make up sentences.**

**Model.** Dinky and Clinky are nice.


Pinky		pupils.
Linky		a robo-vet.
Winky		a robot maker.
Plop		a driver.
Dinky	is	a programmer.
Clinky	are	kind.
Sloppa		nice.
Mob		clever.
Tinoppa		beautiful.

<sup>1</sup> **programmer** [ˈprəʊgræmə] – программист

**1d. Make a report for your school radio programme about Twinky's family.**



Twinky has got a mum, a dad, ... .  
His parents' names are ... . His mum is ... .

**2.  Write an article (статью) about Twinky's family for your school newspaper.**

## Lesson 8. Friends online.com

**1a. Mike, his family and his friends live<sup>1</sup> in Waterlooville, Britain. Look and answer: Where do they live?**

**Model.** Mike and his family live at 33 Ladybird Road<sup>2</sup>.

Mike and his family	●	●	45 Huston Street <sup>3</sup>
Mike's granny and grandad	●	●	33 Ladybird Road
Mike's aunt and uncle	●	●	10 Apple Street
Liz and her family	●	●	30 Atlantis Avenue <sup>4</sup>
Mrs Read and her family	●	●	96 Park Road

**1b. Speak to your classmate.**

**Model.** A: Where do you live?  
B: I live at 18 Golubeva Street, Flat 178.

**178 = one hundred and seventy-eight**

<sup>1</sup> **live** – жить

<sup>2</sup> **road** [rəʊd] – дорога

<sup>3</sup> **street** – улица

<sup>4</sup> **avenue** ['ævənju:] – проспект

**2a.** Mike is on the Internet site “Friends online.com”. Read his registration form and match the questions to the numbers. Guess the words with the transcription.

1. Name	Mike
2. Surname [ˈsɜːneɪm]	Smith
3. Age [eɪdʒ]	9
4. Family	a mum and a dad
5. Job	a pupil
6. Country [ˈkʌntri]	Britain
7. Address [əˈdres]	33 Ladybird Road, Waterlooville
8. Telephone number	7652-60-57-88 <sup>1</sup>

- A. How old are you?
- B. What’s your name?
- C. What’s your telephone number?
- D. Where do you live?
- E. Where are you from?
- F. What family have you got?
- G. What’s your job?
- H. What’s your surname?

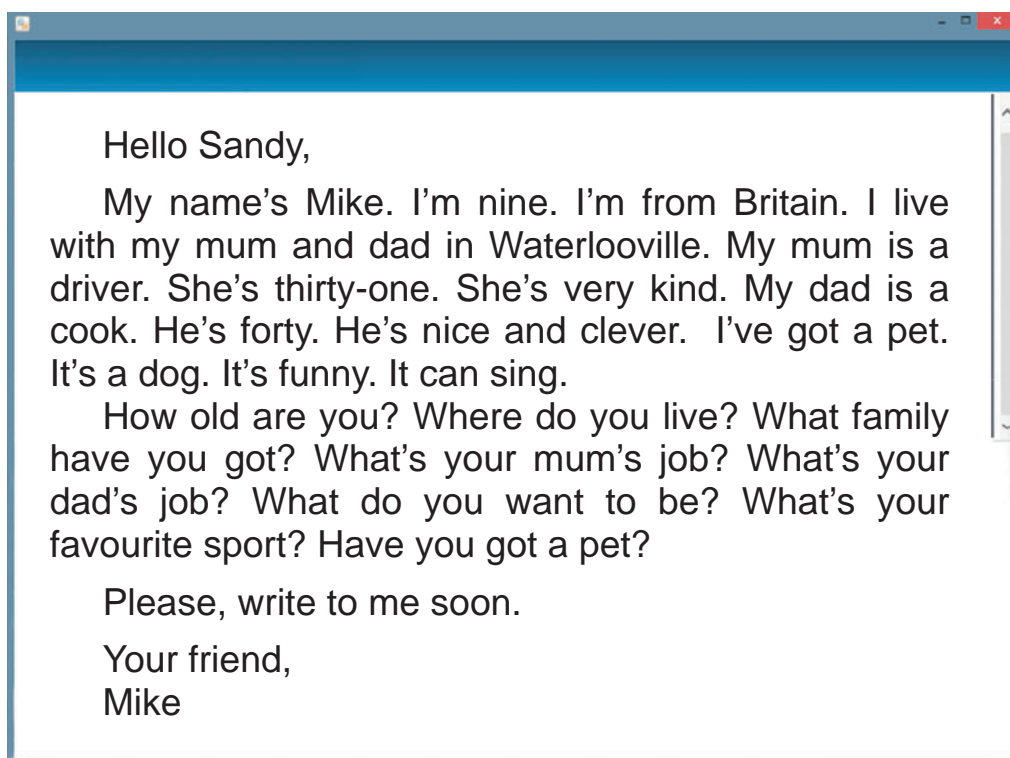
**2b.** Work in pairs. Help your classmate to register on “Friends online.com”. **A**, ask the questions. **B**, answer the questions.

<sup>1</sup>7652-60-57-88 – seven six five two six oh five seven double eight



**3a.**  Mike writes an email to his online friend Sandy. Listen, read and answer: What does he write about? Choose from the box.

surname, age, family, country, address,  
telephone number



Hello Sandy,

My name's Mike. I'm nine. I'm from Britain. I live with my mum and dad in Waterlooville. My mum is a driver. She's thirty-one. She's very kind. My dad is a cook. He's forty. He's nice and clever. I've got a pet. It's a dog. It's funny. It can sing.

How old are you? Where do you live? What family have you got? What's your mum's job? What's your dad's job? What do you want to be? What's your favourite sport? Have you got a pet?

Please, write to me soon.

Your friend,  
Mike

**3b.** Speak to your classmate. Answer Mike's questions.

**3c.**  Write your answers to Mike's questions.

## Lesson 9. A letter from a friend

1a. Read about Mike's friend's family. Match the paragraphs to the pictures.

(A)



(B)



(C)



(D)



Hello Mike,

Thank you very much for your letter. You want to know<sup>1</sup> about my family.

1. I'm twelve. I'm from America. I live with my big family in New York. I've got a mum, a dad, two sisters, two brothers, two grannies, two grandads, six uncles, three aunts and nineteen cousins.

2. My mum's name's Barbara. She's a very beautiful woman. She's forty-seven. She's a shop assistant in a children's bookshop. She's got about (около) nine hundred books in her shop.

3. My dad's name's Greg. He's fifty-four. He's clever and kind. He's a teacher. He's got twenty-nine pupils in his class.

<sup>1</sup> know [nəʊ] – знать

4. My sisters' names are Pam and Kate. They've got blue eyes and long fair hair. They're nice. My brothers' names are Tom and Toby. They've got brown eyes and short dark hair. They're funny and naughty. We play games and go for a walk together. I love my big family!

Please, write to me about your family.

Best wishes,  
Sandy

### 1b. What do these numbers mean?

**Model.** Barbara and Greg have got five children.

5      29      12      6      3      19      47      54      900

### 1c. Disagree.

1. Sandy has got four sisters.
2. His sisters have got short hair.
3. Their names are Barbara and Tina.
4. His brothers are lazy.
5. Their names are Greg and Nick.
6. His mum's a businesswoman.
7. His dad is a worker.
8. Sandy has got ninety cousins.

## 2a. Speak to your classmate about one person<sup>1</sup> in your family.

**Help  
box**

What's his / her name?

How old is he / she?

What does he / she look like? (tall / short / eyes / hair)

What's his / her job?

Is he / she nice (kind / clever / funny / naughty / lazy / beautiful)?

What can he / she do very well?

What do you do together?

## 2b. Do the project “My family”.

- ◆ Draw your family tree.
- ◆ Stick photos.
- ◆ Write about your family. Use Sandy's email as a model. Use the questions in ex. 2a as a plan to write about the people in your family.

## Lesson 10. Mowgli's family

### 1a. Read the words.

Mowgli ['mɒʊgli]

Shere Khan [ʃɪə'hɑ:n]

a wolf [wʊlf] – wolves [wʊlvz]

mother ['mʌðə] = mum

father ['fɑ:ðə] = dad

<sup>1</sup> person – человек

**1b.**  Listen, read and answer: What family has Mowgli got?

This is a story about a boy, Mowgli. He is brave<sup>1</sup> and clever. He lives in the jungle. Animals are his friends.

This is a wolf family – Father Wolf, Mother Wolf and their four children, four wolf cubs. The cubs are little and funny.

the jungle

a cave



wolf cubs



One day Father Wolf sees a little boy near the cave. “Man,” says Father Wolf. “A man’s cub. Look!” The boy has long dark hair and brown eyes. He has a little nose and a little mouth. “Oh, he’s nice!” says Mother Wolf. They

take the boy in their family.

One day they see a big tiger. His name is Shere Khan. “What do you want, Shere Khan?” asks Father Wolf. “I’m hungry<sup>2</sup>. I want my food.



<sup>1</sup> **brave** – храбрый

<sup>2</sup> **hungry** [ˈhʌŋɡri] – голодный

Give me the man's cub!" says Shere Khan. "The man's cub isn't your food! He's our family! Go away!"<sup>1</sup> says Mother Wolf. She is very angry<sup>2</sup>. The tiger goes away.



So the boy lives in the wolf family. The wolves call<sup>3</sup> him Mowgli. The wolves are Mowgli's parents. The little cubs are Mowgli's brothers and sisters. Mowgli can run and jump like a wolf now. He is very happy.

## 2. Choose the correct word.

- Mother Wolf and Father Wolf have ... cubs.  
a) three                      b) four                      c) five
- One day father Wolf sees a little ... near the cave.  
a) boy                      b) girl                      c) cub
- Mowgli has long ... hair.  
a) fair                      b) dark                      c) red
- Mowgli has ... eyes.  
a) black                      b) brown                      c) blue
- Shere Khan wants to ... Mowgli.  
a) play with                      b) help                      c) eat

<sup>1</sup> Go away [ə'weɪ]! – Уходи прочь!

<sup>2</sup> angry ['æŋɡrɪ] – злая

<sup>3</sup> call [kɔ:l] – называют

### 3. Who is speaking?

1. “A man’s cub. Look!”
2. “I’m hungry. I want my food.”
3. “Oh, he’s nice!”
4. “What do you want?”
5. “Go away!”

### 4. Make up sentences about the story.

Mowgli

Mother Wolf

Father Wolf

The wolf cubs

Shere Khan

is  
are

clever.

nice.

little.

funny.

angry.

kind.

hungry.

brave.

### 5a. Guess the riddle.

He’s little. He’s brave. He’s got big brown eyes. He’s got long dark hair. He’s got a little nose and a little mouth. Who is it?

### 5b. Make up your riddle.

### 5c. Who is your favourite character in the story? Why?

### 6. Act out the story.

**P**

My family



# Unit 3



## Daily life

### Lesson 1. Twinky's clock

#### 1. Picture dictionary.



It's twelve o'clock.



It's twelve oh five.



It's twelve fifteen.



It's twelve thirty.



It's twelve forty-five.



It's one o'clock.

We write: It's 5.40. We say: It's five forty.

#### 2. Letter secrets.



or = [ɔ:]

Forty sporty tortoises.




ck = [k]

clock, black, chicken





 ir = [ɜ:]

Circus girls can dance with birds.




### 3. Play a guessing game.

**Model.** A: What time is it? – B: It's 8.30.

A: Twinky is at home. – B: Right!

8.30




at home

9.00




at school

14.15



in the park

16.30




at the zoo

18.00



at the circus

19.20




at the café

### 4. Say the chant.



What time is it?  
It's two o'clock.  
It's time to go for a walk!







What time is it?  
It's ten forty-three.  
It's time to climb a tree!



What time is it?  
It's one twenty-eight.  
It's time to roller-skate!



**5a. Work in pairs. Help Twinky to plan his day and write the time in his organiser.**

**Model.** 7.15 – to ride a bike



ride a bike, play football, listen to music, watch TV, read a book, play computer games, do homework, go to school

**5b. Role play. A is Twinky, B is Floppy.**

**Model. A:** What time is it?

**B:** It's seven fifteen.

**A:** It's time to ride a bike!

**B:** OK!

5c.  Write about Twinky and Floppy.

Model. It's 10.43. It's time to climb a tree!



Тематический тест 3 "Daily life". Match the clocks with the sentences.

## Lesson 2. In the morning

1a.   Picture dictionary.



get up



make (my) bed



do (my) exercises



wash (my) hands  
and face



brush (my) hair



have breakfast



brush (my) teeth



get dressed



go to school

## 1b. Read the transcription.

[brʌʃ], [wɒʃ], ['get 'ʌp], ['hæv 'brekfəst], [heə], [sku:l],  
[hændz], [feɪs], [meɪk], ['eksəsaɪzɪz], [bed], [gəʊ],  
[du:], ['get 'drest], [ti:θ]

## 2. ABC Letter secrets.

 air = [eə] The fair hair is on the chair.

 sh = [ʃ] wash, brush, fish

 th = [θ] teeth, mouth, three



## 3. Sing the song.

This is the way I get up,  
I get up, I get up.  
This is the way I get up  
Every day in the morning.



wash my face

brush my teeth

brush my hair


go to school

## 4a. This is a film about Twinky. Listen and choose the best name for the film.

“Morning”

“Twinky’s morning”

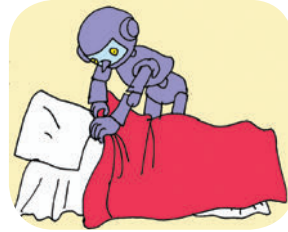
“Twinky’s day”




7.45

Good morning!

1. I usually ['ju:ʒʊəli] get up at 7.45.




2. I make my bed and ...



Ouch!

3. ... do my exercises.




8.30

4. Then I have breakfast at 8.30.




Oops!

5. After breakfast I wash my hands and face.



6. I get dressed.



9.00

Oh, I'm late!

7. I go to school at 9 o'clock.



8. The end

4b. Act out the film. **A**, mime the film. **B**, sound the film. Change your roles.

5.  Make a film about your morning.



I usually ...  
At 7.45 ...

Then I ...  
After breakfast ...

## Lesson 3. Breakfast, lunch and dinner

1a.   Picture dictionary.



morning



afternoon




evening

porridge



breakfast

sandwiches



lunch



pasta

dinner

1b. Read the transcription.

[ˈiːvniŋ], [ˌɑːftəˈnuːn], [ˈmɔːniŋ], [ˈpɒrɪdʒ], [ˈdɪnə],  
[ˌlʌntʃ], [ˈpæstə], [ˈbrekfəst], [ˈsænwɪdʒɪz]

### 1c. Guess the words.

1. I **have breakfast** in the morning. I have porridge, sausages and tea **for breakfast**.

2. I **have lunch** in the afternoon. I have sandwiches and juice **for lunch**.


3. I **have dinner** in the evening. I have salad, fish and pasta **for dinner**.

### 2. ABC 🎧 Letter secrets.

🔔 ng = [ŋ] sing, morning, evening

🔔 ch = [tʃ] lunch, chicken, chocolate

### 3a. 🎧 Listen and number the pictures.



**3b. Answer the question: What does Mike have for breakfast, for lunch and for dinner?**

**Model.** Mike has ... for breakfast.

**4a. Role play. Tell Mike (Liz, ...) what you eat. What do you have for breakfast, lunch and dinner? (See ex. 1c.)**

**Help  
box**

tea, coffee, juice, milk, water, jam, yoghurt, bread, cheese, eggs, pizza, potatoes, cucumbers, carrots, tomatoes, apples, bananas, lemons, oranges, sweets, chocolate, ice cream, jelly, cake, fish, hot dogs, porridge, sausages, chicken, soup, sandwiches

**4b.**  **Write 6 sentences about your breakfast, lunch and dinner.**



**Тематический тест 3 “Daily life”. Match the pictures to the words.**

## **Lesson 4. What do you do in the evening?**

**1a.**   **Picture dictionary.**



come home



take a shower



go to bed



wash / do  
the dishes



tidy (my) room

do housework

### 1b. Read the transcription.

[ˈduː ˈhaʊswɜːk], [ˈkʌm ˈhəʊm], [ˈteɪk ə ˈʃaʊə],  
[ˈtaɪdɪ ðə ˈruːm], [ˈgəʊ tə ˈbed], [ˈwɒʃ ðə ˈdɪʃɪz]

### 2. ABC 🎧 Letter secrets.

🔔 e = [e] bed, vet, ten

🔔 e = [i:] she, he, evening

🔔 ou = [aʊ] house, housework, mouse

### 3. 🎧 Sing the song.

This is the way we go for a walk,  
Go for a walk, go for a walk.  
This is the way we go for a walk  
Every day in the evening.



watch TV

do housework

take a shower

go to bed

#### 4. Play the “Last Sentence” game. What do you do in the evening?

5a. 🎧 Listen, read and answer: Is Jessica tired<sup>1</sup> in the evening?



Hello! My name's Jessica. I'm a caterpillar ['kætəpɪlə]. I've got orange hair and white teeth.

In the morning I get up and wash my face. I brush my hair. Then I have tomatoes and cucumbers for breakfast. I brush my teeth and go to school.

In the afternoon I sing and dance. Then I have apples and bananas for lunch.

In the evening I have potatoes and carrots for dinner. Then I wash the dishes and tidy my room. I like housework but I'm tired. I take a shower, brush my teeth and go to bed.

5b. Work in pairs. Complete the sentences.

Model. Jessica: I brush my teeth ...

Pupil: In the evening.

<sup>1</sup> tired ['taɪəd] – уставшая

## Help box

in the morning, in the afternoon, in the evening

**6a. Play a guessing game. Speak about your morning, afternoon or evening.**


**Model. A:** I get up and wash my hands and face. I make my bed. I have breakfast. I have porridge and tea for breakfast.

**B:** You do it in the morning.

**6b.**  Write 6–7 sentences about your evening.

## Lesson 5. Work or walk?


**1a. ABC**  Letter secrets.

 wa = [wɒ] wash,  
watch, want, wasp, swan




 water ['wɔ:tə]

 war, wal = [wɔ:] warm, walk

 wor = [wɜ:] work,  
homework, housework,  
worker, worm,  
bookworm, word

The worms wash in the warm water and walk.



**1b.** Help Twinky to read the words with [wɒ], [wɔ:], and then with [wɜ:].

Wash, work, watch, walk, want, housework, water, homework, warm, worker, worm, wasp, war, bookworm, swan, word.

**2a.** 🎧 Listen, read and answer: What does Walt like?



Hello! My name's **Walt Warner**. I live in **Washington** with my mum, my dad and my cat **Wallace**.

Today is Sunday. I do my **homework**. Then I help my parents with **housework**. I do the dishes and tidy my room.

It's warm. I don't want to watch TV. I want to go for a **walk**. I take **Wallace** with me. In the park I read a book. I like reading very much. I'm a **bookworm**. The book is great. It's "**Star wars**".



Oh, what's that? **Wallace!** What's the matter? A **swarm of wasps!** Wallace jumps into the water and the wasps fly away. Poor **Wallace!**

**2b.** True or false?

**1.** Walt is a cat. **2.** He's from Washington. **3.** It's Wednesday. **4.** It's cold. **5.** Walt wants to go for a walk.

6. Wallace is a bookworm. 7. Wasps fly after Wallace.  
8. Wallace climbs a tree.

2c.  Read in pairs. Listen and check.

2d. Perform at the Reader's Theatre.

3a. Match parts of the sentences.

1. My name's ... 2. I live in ... 3. I've got a cat. His name's ... 4. On Sunday morning I do ... 5. Then I help my parents ... 6. Today is warm. I don't want ... 7. I go for a walk ... 8. In the park I read the book ... 9. Oh, what's that? ... 10. Wallace jumps into the water and ...


A. ... Wallace. • B. ... my homework. • C. ... A swarm of wasps! • D. ... with Wallace. • E. ... Washington. • F. ... with housework. • G. ... Walt Warner. • H. ... the wasps fly away. • I. ... "Star Wars". • J. ... to watch TV.

3b. Work in pairs. **A**, cover the lower box and use the beginnings in the upper box to retell the story "Walt and Wallace". **B**, check and help your partner.

3c. Work in pairs. **B**, cover the upper box and use the endings in the lower box to retell the story "Walt and Wallace". **A**, check and help your partner.


## Lesson 6. I don't do it

### 1. Meet two families. Listen, read and answer: Which family do you like? Why?



Hello! This is my family. We **like** housework. I wash the dishes every day. I tidy the house every day. My children do their homework every day. We do our exercises. We make our beds. We brush our teeth every day. We're good robots.

Hello! This is my family. We **don't like** housework. I don't wash the dishes every day. I don't tidy my house every day. My children don't do their homework every day. We don't do our exercises. We don't make our beds. We don't brush our teeth every day. We're lazy robots.



### 2. Grammar secret.

#### The Present Simple Tense

#### Настоящее простое время

(обычные, повторяющиеся действия)

+	<u>I</u> ( <u>We</u> , <u>You</u> , <u>They</u> ) usually <u>wash</u> the dishes every day.
---	---

–	<p><u>I</u> (We, You, They) <del>do</del>'t usually <u>wash</u> the dishes every day. don't = do not</p>
?	<p><u>Do</u> <u>I</u> (we, you, they) usually <u>wash</u> the dishes every day?</p>

### Short answers + / –

Yes, I (we, you, they) ~~do~~. No, I (we, you, they) ~~do~~'t.




usually ['ju:ʒʊəli] – обычно  
 every day – каждый день  
 in the morning                      in the afternoon  
 in the evening                        on Monday

### 3. This is the lazy robot's wife<sup>1</sup>. Read and disagree<sup>2</sup>.

**Model.** You **don't tidy** your house every day.

1. I tidy my house every day. 2. I make my bed every day. 3. My children take a shower every day. 4. We wash the dishes every day. 5. We brush our teeth every day. 6. We do our exercises. 7. We're good robots.



<sup>1</sup> **wife** – жена

<sup>2</sup> **disagree** – не согласись

4. Role play. **A** is a good robot. **B** is a lazy robot.

**Model.** **A:** Do you wash / do the dishes?


**B:** No, I don't. Do you do your exercises?

**A:** Yes, I do. ...?

5.  Write what the lazy robots don't do.

**Model.** They don't brush their teeth.

## Lesson 7. What? Where? When?

1a.  Twinky goes for a walk in the evening and meets Carol. Carol is a little owl. She speaks about her night<sup>1</sup>. Listen and match the pictures to the clocks.



1



2



3



4



5



6




7

---

<sup>1</sup> **night** [naɪt] – НОЧЬ





### 1b. Read Carol's project and find three mistakes in it.

Hello! I'm a little owl [aʊl]. My name's Carol. I've got a mum and a dad. My mum is very beautiful. She's got grey hair and big yellow eyes.

Every night I get up at nine o'clock. I make my bed, do flying exercises in the park and take a shower. We have breakfast at ten thirty. Frogs and snakes! Yummy!

After breakfast I wash my room and brush my teeth. Then I wash the dishes and tidy my room. I go to school at twelve thirty. My parents go to work<sup>1</sup>.

I have lunch at school at two fifteen. I get home at four forty-five. Then I do my homework. I read a book or watch TV. At six o'clock we have dinner together. Then I go to bed at seven o'clock. Good morning!

<sup>1</sup> go to work – идут на работу

### 1c. You are Carol. Choose the right answer.

1. When do you have breakfast?  
a) At 10.30.      b) At 10 o'clock.      c) At 11 o'clock.
2. What do you have for breakfast?  
a) Porridge.      b) Frogs and snakes.      c) Rats.
3. Where do you do your flying exercises?  
a) At home.      b) At the zoo.      c) In the park.
4. When do you go to school?  
a) At 11.30.      b) At 12 o'clock.      c) At 12.30.
5. Where do you have lunch?  
a) At school.      b) At home.      c) At the cafe.
6. What do you do in the morning?  
a) I get up and do my flying exercises.  
b) I go to bed.  
c) I do my homework, read a book or watch TV.
7. When do you go to bed?  
a) At 6 o'clock.      b) At 7 o'clock.      c) At 8 o'clock.

### 2a. Grammar secret.

#### The Present Simple Tense: questions with question words

Настоящее простое время: вопросы,  
которые начинаются с вопросительных слов

---

What do you have for breakfast? – Pasta.

Where do you have breakfast? – At home.

When do you have breakfast? – At 8 o'clock.

---

**2b. Twinky interviews Mike. Match his questions to the answers.**

1. Where do you have lunch?
2. When do you watch TV?
3. What do you do on Sunday?

- A. I go for a walk with my friend.
- B. At school.
- C. In the evening.

**3a. Make questions for the interview about your day.**

1. do / what / morning / do / in / the / you / ?
2. do / the / in / afternoon / what / you / do / ?
3. in / evening / do / you / do / the / what / ?
4. usually / you / when / get up / do / ?
5. when / your / you / tidy / do / room / ?
6. have / where / lunch / do / you / ?
7. you / do / usually / what / breakfast / have / for / ?

**3b. Role-play the interview.**

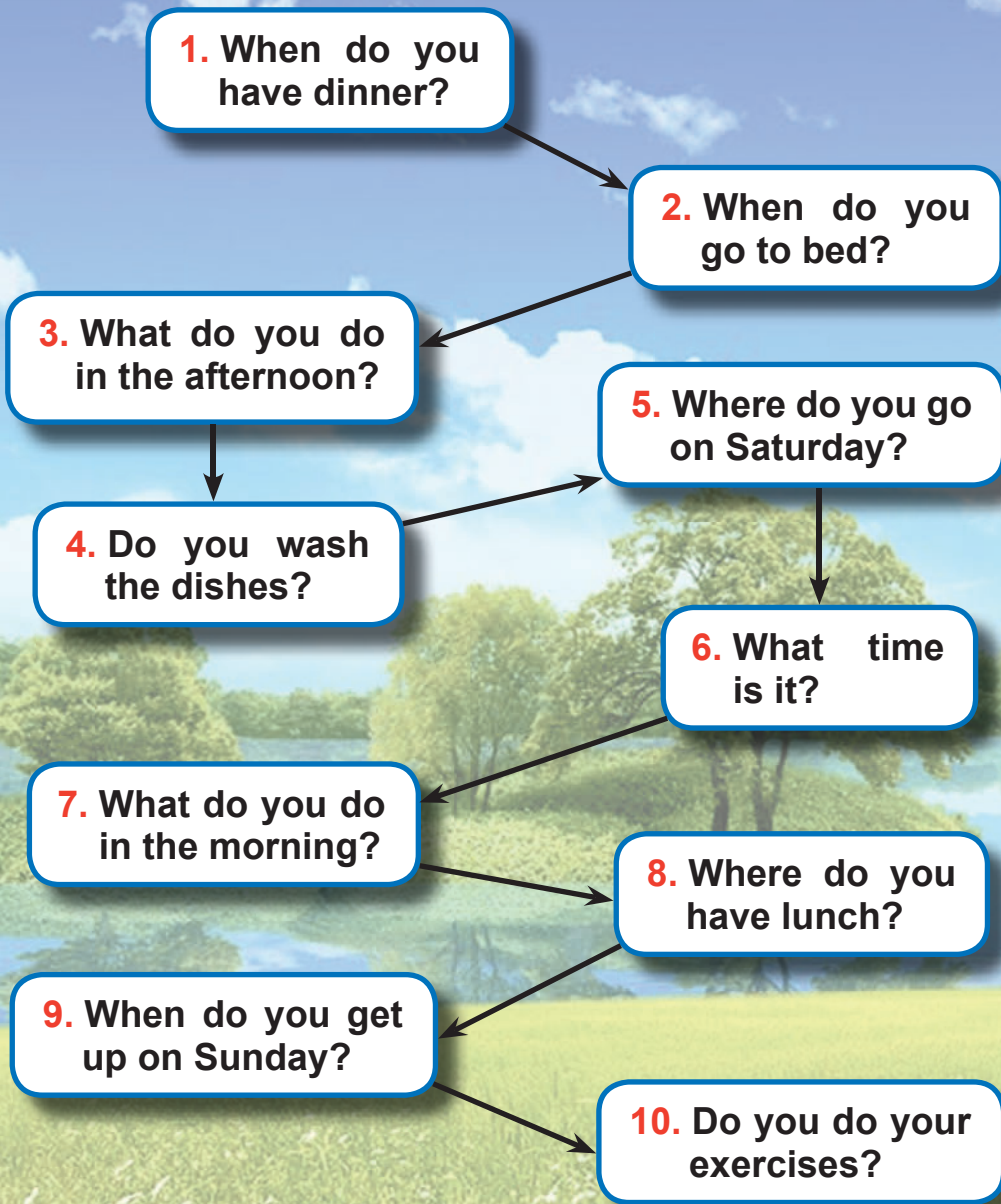
**3c.  Write 5–7 questions to Liz or Mike about their day.**

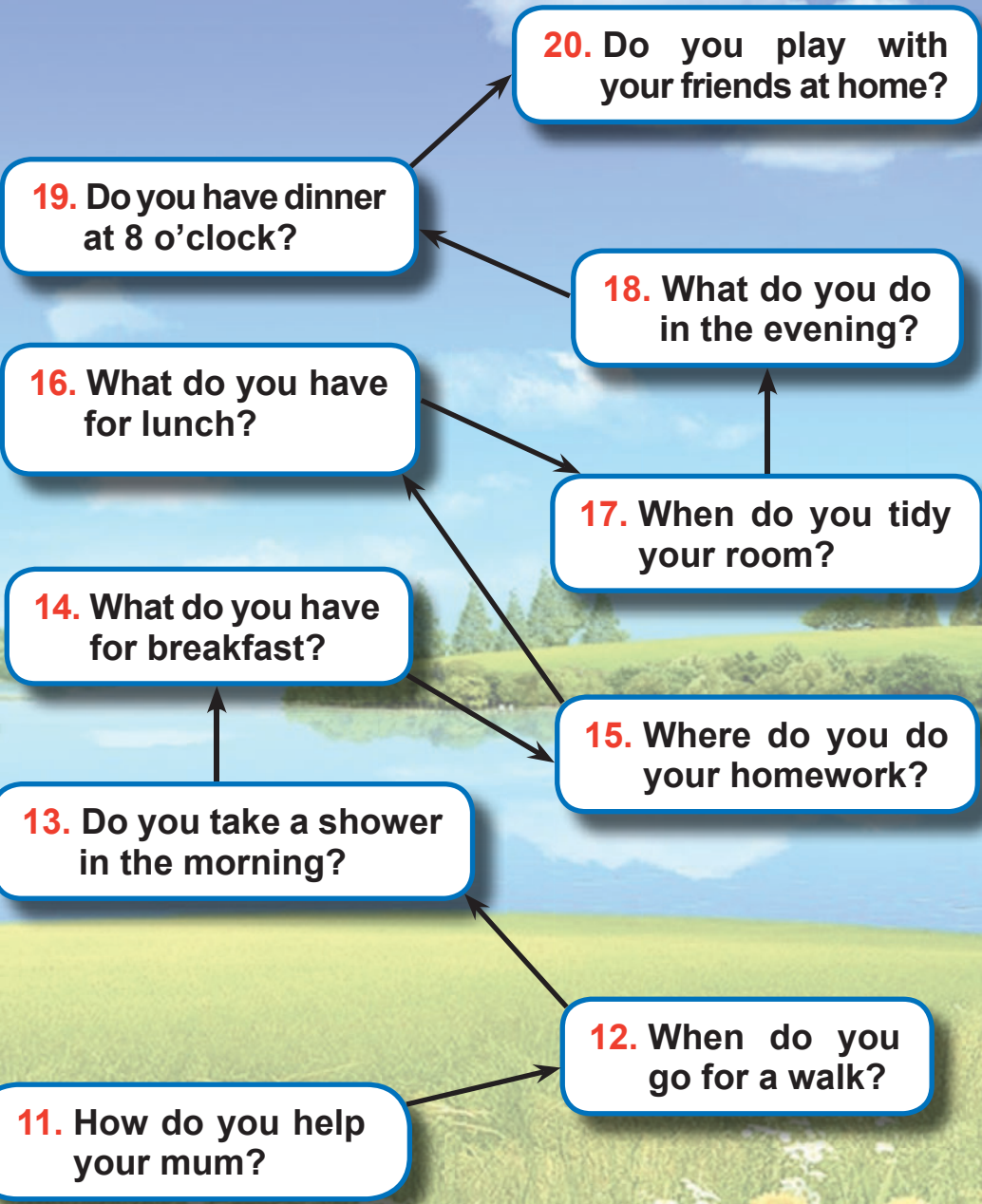
## Lesson 8. Interviews

**1.  Play the board game “Interviews” in pairs or groups.**

- A. Throw a dice and move your counter.
- B. Answer the question. If you can't, go back.
- C. Get on number 20 to finish.







## Lesson 9. My day

**1a. Craig is a boy from Mike and Liz's class. Read Craig's story about his day. Is his day usual or unusual<sup>1</sup>?**


Hi, my name is Craig. I'm from . I get up at



**in the morning** when my mum and dad get up.


My sister and I usually  until breakfast<sup>2</sup>. We have


breakfast at 7.30. I usually have porridge, white bread

with jam and . Then I wash my face and .

My sister and I  at 8.15. Our parents go to work.

My dad is a dentist and my mum is a shop assistant.

I take a packed lunch<sup>3</sup> to school. I have two , an apple or a banana and orange juice.



We get home at 15.30. **In the afternoon** I read a book or play  games. On Tuesdays and Fridays I go to the sports club. I do karate<sup>4</sup>.



<sup>1</sup> **usual or unusual** – обычный или необычный

<sup>2</sup> **until breakfast** – до завтрака

<sup>3</sup> **take a packed lunch** – брать обед с собой

<sup>4</sup> **do karate** [kə'reɪti] – заниматься карате

We have dinner at  . I like fish and chips or pizza for dinner. Yummy! After dinner I help my mum. I  the dishes, and then I tidy my room.

**In the evening** I do my  and watch TV. I usually go to  at 10 o'clock.

**1b.**  Listen and check.

**1c.** Make up questions. Interview Craig (see ex. 3a, p. 81).

**2.** Do the project “My day”.

- ♦ Draw clocks and pictures (take photos) about your day.
- ♦ Write about your day.
- ♦ Make a personal organiser.

## Lesson 10. Mowgli goes to the people

**1a.** Read the names.

Baloo [bə'lu:], Bagheera [bæ'gɪərə], Messua ['meswə]

**1b.** Guess. True or false?

1. Bagheera is a tiger. 2. Baloo is a bear. 3. Bagheera and Baloo are Mowgli's friends. 4. Messua is a man.

1c. 🎧 Listen, read and check your guesses.

Now Mowgli is twelve. He lives in the wolf family in the jungle. Every morning he gets up and Mother Wolf washes him. “Oh, Mum! Stop! Stop! It’s cold!” says Mowgli and runs away.



He has two friends, Baloo the Bear and Bagheera the Panther. Every day Baloo and Mowgli have breakfast together. They have nuts and honey<sup>1</sup> for breakfast.

One morning Mowgli goes for a walk with Bagheera. “Look, Bagheera. I’m not a wolf. Who are my real<sup>2</sup> parents?” “OK. You’re a man. Your parents are people. They don’t live in the jungle.” “I want to see my parents! Goodbye!”



Mowgli goes on and on and on. In the evening he sees a man and a woman. “Hello!” says the man. Mowgli doesn’t understand<sup>3</sup>. “What’s your name?” Mowgli doesn’t understand. “Where are your parents?” Mowgli



<sup>1</sup> **honey** [ˈhʌni] – мёд

<sup>2</sup> **real** – настоящие

<sup>3</sup> **doesn’t understand** – не понимает



doesn't understand. "I haven't got any children. Can I take the boy into my house?" says the woman with long dark hair. "OK, Messua," says the man.



"Are you hungry? Have some milk and bread," says the woman. Mowgli eats the bread and drinks the milk. Yummy! Then he goes to bed. In the morning Messua teaches Mowgli to speak. "This is a table." "A table." "This is a bed." "A bed." "This is a chair." "A chair." "Good boy." "Good boy." Mowgli likes the people. Messua is very nice and kind. But Mowgli wants to see his wolf family. So one night he jumps out of the window and runs away to the jungle.

## 2. Put the sentences in the correct order.

### Model. 1 – C.

A. One day Mowgli goes for a walk with Bagheera.  
B. Mowgli wants to see his wolf family and runs away.  
C. In the morning Mother Wolf washes Mowgli. D. She gives Mowgli some bread and milk. E. Messua takes Mowgli into her house. F. Every day he has breakfast with Baloo. G. Mowgli meets a man and a woman. H. Messua teaches Mowgli to speak.

### 3. Answer the questions.

1. How old is Mowgli?
2. Where do the wolves live?
3. What do Mowgli and Baloo have for breakfast?
4. What do Mowgli and Bagheera do together?
5. What's the woman's name?
6. Can Mowgli speak?
7. When does Mowgli run away from Messua?

### 4. Choose a role and read the story about Mowgli.

#### 5a. Who says it?

1. "Oh, Mum! Stop! Stop! It's cold!"
2. "Look, Bagheera. I'm not a wolf. Who are my real parents?"
3. "OK. You're a man. Your parents are people. They don't live in the jungle."
4. "I want to see my parents! Goodbye!"
5. "Hello!"
6. "What's your name?"
7. "Where are your parents?"
8. "I haven't got any children. Can I take the boy into my house?"
9. "OK, Messua."
10. "Are you hungry? Have some milk and bread."
11. "This is a table." / "This is a bed." / "This is a chair."
12. "A table." / "A bed." / "A chair."

#### 5b. Act out the story.



## My day organiser



# Unit 4

## A day off


### Lesson 1. Where can you spend your day off?

1a.   Picture dictionary.

#### A day off (выходной день)




a museum



a theatre



a cinema



a circus



a disco



an amusement park



a swimming pool



a zoo




home

## 1b. Read the transcription.

[ˈsɜ:kəs], [ˈswɪmɪŋ ˌpu:l], [ˈdɪskəʊ], [ˈθɪətə], [mju:ˈzi:əm],  
[zu:], [əˈmju:zmənt ˌpɑ:k], [həʊm], [ˈsɪnəmə]

## 2. ABC Letter secrets.

 c = [s] nice, cinema

 c = [k] cat, disco, circus

 u = [ju:] museum, amusement

 u = [ʌ] puppy, Lucky

## 3a. Look and answer: Where are they? (See ex. 1a.)

**Model.** Mr and Mrs Read are at  
the theatre.

**Where? – Где?**

**Help  
box**

at the theatre, at the museum, at the zoo,  
at the cinema, at the disco, at the circus,  
in the swimming pool, in the amusement  
park, in the park, at home

## 3b. Play a memory game. Close your book.

**Model.** Nikita is at the museum.

## 3c. Play a guessing game. Think where you are.

**Model. A:** Are you at the cinema?

**B:** No, I'm not.  
**A:** Are you at the disco?  
**B:** Yes, I am.  
**A:** You're Nastya.  
**B:** Yes, I am.

**3d. Make up and answer the questions about your day off. Is it a good, interesting day? Work in pairs.**

What		do		do	
When	do	you		get up	on your day off?
Where				have breakfast	in the morning?
				listen to music	in the afternoon?
				play with your friends	in the evening?
				read books	on Saturday?
				watch TV	on Sunday?
				go to (the theatre)	
				do homework	
				go	

**When? Когда? – At 10 o'clock.**  
**Where? Куда? – I go to the park.**  
**Where? Где? – I play at home.**

**Model. A: When do you get up on your day off?**  
**B: At 10 o'clock in the morning.**  
**A: What do you do in the morning?**

**B:** I have breakfast and do my homework.

**A:** **When** do you have breakfast?

**B:** At 10.15.

**A:** **Where** do you go on Sunday?

**B:** I go to the swimming pool.

#### 4a. Complete the story about your day off.

I usually spend my Saturday ... .

In the morning I ... . In the afternoon I ... . In the evening I usually ... .

On Sunday I go to ... or to ... . I spend the day with ... .

It's usually great / interesting / cool / fantastic / fun!

#### 4b. Write your story.

## Lesson 2. Richy the Cat's day

1a.  Richy the Cat is Susie's uncle. He is a businessman. This is a page in his organiser. Listen, read and answer: What is the page about?



A. Richy the Cat's Morning.

B. Richy the Cat and the mice.

C. Richy the Cat's day off.

11.00 get up	15.00 go to the cinema
11.02 make my bed	17.30 have dinner
11.04 do my exercises	19.00 go to the theatre
11.25 take a shower	21.15 come home
11.50 have breakfast	21.25 have a cup of tea
12.15 get dressed	21.30 watch TV
12.25 go to the amusement park	23.00 go to bed

**1 mouse – 2 mice**

**1b.**  The mice tell their boss about Richy the Cat's day off. Listen, read and answer their boss's question.



Boss! The cat gets up at 11 o'clock. He makes his bed and does his exercises. Then he takes a shower and has his breakfast.

Stop it! When can we get into his house? I want his food!



OK! From ... to ... .

## 2. Grammar secret.

### The Present Simple Tense: positive sentences

#### Настоящее простое время: утвердительные предложения

○ V ...

Sometimes I (we, you, they) get up at 6 o'clock in the morning.

○ V(e)s ...

Richy (He, She, It) usually gets up at 7 o'clock every day.



have – has [hæz]      get – gets [s]  
do – does [dʌz]      run – runs [z]  
go – goes [z]  
watch – watches [ɪz]

## 3. Complete the mice's report to their boss.



Richy the Cat gets up at ... . Then he ... .  
After breakfast ... . At ... . In the  
afternoon ... . In the evening ... .



#### 4a. Read what Twinky says about his morning and answer: What does Twinky do in the morning?

I usually get up at eight o'clock. I make my bed and do my exercises. I have breakfast at nine o'clock. After breakfast I brush my teeth. I wash my hands and face. Then I draw.

**Model.** Twinky usually gets up at eight o'clock.

4b.  Write about Twinky's morning.

### Lesson 3. Do you do any housework?

1a.   Picture dictionary.



lay the table



feed (my) pet



walk (my) dog



help (my) mum

1b. Read the transcription.

[fi:d], [help], [wɔ:k], [leɪ]

## 2. ABC Letter secrets.



ay = [eɪ]

Lay the table, Ray, and play.



## 3. Say the chant.

lay – lays      wash – washes      tidy – tidies

I lay the table.

She lays the table.

I wash the dishes.

She washes the dishes.

I tidy my room.

She tidies her room.

What about you?

What about you?

I help my mum.

He helps his mum.

I walk my dog.

He walks his dog.

I feed my pet.

He feeds his pet.

What about you?

What about you?

**4a. Read and complete the interviews for the school radio. Use the words from the box with the correct preposition in, to or at.**

... the theatre, ... museums, ... the cinema, ... the disco,  
... the circus, ... the zoo, ... home, ... the park,  
... the swimming pool, ... the amusement park

**Reporter:** Hello. I'd like to ask you about your days off. Where do you spend your day off? Where do you go on your day off? What do you do on your day off?

**Nikita:** I am usually (1) ... on my day off. I listen to music and play computer games with my friends. In the afternoon I do my homework and read books. In the evening I watch TV. Sometimes I go (2) ... . I can learn a lot about history.<sup>1</sup> It's interesting!



**Nastya:** I am (3) ..., too on Saturdays and Sundays. I help my mum. I lay the table and wash the dishes, but I like to spend my day off (4) ... . I watch plays<sup>2</sup> with beautiful actresses<sup>3</sup> and good actors, singers and dancers. I go (5) ..., too. I like 3D films. They're fantastic!


**Mike:** I have very good days off (6) ... . I spend them with my friends. We ride a bike or we ride a horse. Sometimes we roller-skate. On Sundays we usually go (7) ... . We play football (8) ... . It's great! I walk and feed Lucky. He's happy!



<sup>1</sup>I can learn a lot about history. – Я многое могу узнать из истории.

<sup>2</sup>plays – пьесы

<sup>3</sup>actress ['æktɹəs], actor ['æktə] – актриса, актёр



**Liz:** I spend every Saturday (9) ... . I do exercises in the water and swim. Oh, I like it! It's cool! Sometimes I go (10) ... with my family. We watch animals and feed them. They are clever and funny, beautiful and interesting! My sister likes our days off (11) ... . We watch funny clowns, beautiful acrobats and clever animals. Sometimes my brother goes (12) ... . He likes music and he likes to dance. It's fun!

**4b.** 🎧 Listen and check.

**4c.** Choose a role and read.

**4d.** Whose day off do you like most of all?

**4e.** Close the book and play a memory game.

**Model.** A: She does exercises and swims in the swimming pool.

B: Liz.

A: Yes! / Right!

B: They play football in the park.

A: Liz and her family.

B: No, not right. / Wrong.

**5.** 📄 Ask your friend 3 questions (see ex. 4a, Reporter) and write 4–5 sentences about his / her day off.



## Lesson 4. She doesn't do anything!<sup>1</sup>

1a. 🎧 Listen and guess the boy's friend.

1b. 🎧 Listen, read and complete the poem.

He **cooks** breakfast. She **doesn't cook!**  
He **looks** at her. She **doesn't look!**  
He **does** some housework. She **doesn't do any!**  
He **washes** the dishes. She **doesn't wash** many!  
He **plays** with her. She **doesn't play!**  
They **aren't** good friends, are they?<sup>2</sup>  
He **goes** to the cinema. She **doesn't go!**  
He says 'Goodbye!' She says ...

1c. Put the pictures in the correct order. Read the sentences from the poem about them.



<sup>1</sup> She doesn't do anything! – Она ничего не делает!

<sup>2</sup> ... are they? – ... не так ли?

1d. Compare each pair of the sentences.

2. 🔍 🎧 Grammar secret.

## The Present Simple Tense: negative sentences

Настоящее простое время:  
отрицательные предложения

○ don't V ...

① (We, You, They) don't cook breakfast in the morning.

○ doesn't V ...

② (She) (He, It, The cat) doesn't cook breakfast in the morning.

3a. Twinky, Floppy, Mike and Liz go the cinema. Look at the pictures and guess the name of the cartoon<sup>1</sup>.

1



an oven  
[ˈʌv(ə)n]

3




2



a well

4



<sup>1</sup> a cartoon – мультфильм

## Snow Fairy ['feəri]

5



gold [gəʊld]

6



7



8



9



10



### 3b. Listen and read part I (pictures 1–5). Check your guesses.

1. This is a very good girl. She's beautiful and kind. She **tidies** the house, **cooks** breakfast, lunch and dinner for her stepmother and stepsister<sup>1</sup>.

2. The good girl wants water, but she falls into the well.

3. The good girl sees an oven with bread. She helps the oven.

4. The good girl helps the apple tree.

5. The good girl **does** all the housework in Snow Fairy's house. Snow Fairy gives the good girl a lot of gold.

<sup>1</sup>her stepmother and stepsister – её мачеха и сводная сестра (дочь мачехи)

**3c. Read part II about the stepsister. Complete the sentences.**

6. This is the good girl's stepsister. She's bad and lazy. She **doesn't tidy** the house. She **doesn't ...** breakfast, lunch and dinner.

7. The lazy girl wants gold. She jumps into the well.

8. The lazy girl sees an oven with bread, but she **doesn't ...** the oven.

9. The lazy girl ... the apple tree.

10. The lazy girl ... **do** any housework in Snow Fairy's house. The Snow Fairy ... her any gold.

**3d.**  **Listen and check.**

**3e. Prove that the stepsister is lazy.**

**4. Compare the two girls.**

**Model:** The good girl tidies the house, but the lazy girl doesn't tidy the house.

**5. Play the "Snowball" game. Speak about the lazy girl. Add your own ideas.**

**Model. A:** The girl's stepsister is lazy. She doesn't help her mum.

**B:** The girl's stepsister is lazy. She doesn't help her mum. She doesn't make her bed.

**6.**  **Write 5–7 sentences about the girl's stepsister.**



## Lesson 5. Does Twinky help his mum?

1a. 🎧 Liz asks Twinky about his family. Listen and answer:  
Does Twinky help his mum?



**Liz:** Twinky, have you got a big family?

**Twinky:** Yes, I have. I've got a mum and a dad. I've got a brother, Winky, and two sisters, Pinky and Linky.

**Liz:** Wow! Does Winky help his mum?

**Twinky:** Yes, he does. He washes the dishes.

**Liz:** Does Pinky help her mum?

**Twinky:** Yes, she does. She lays the table.

**Liz:** Does Linky help her mum?

**Twinky:** Yes, she does. She tidies the house.

**Liz:** Do you help your mum?

**Twinky:** Yes, I do. I feed Floppy every day. Oh, it's nine o'clock! It's time for breakfast. Floppy, come here!  
Oh dear, help!

1b. ABC 🎧 Letter secrets.

🔔 ee = [i:] feed, teeth

🔔 i = [aɪ] tidy, nine, time

🔔 i = [ɪ] dishes, dinner

1c.   Grammar secret.

**The Present Simple Tense: general questions**

**Настоящее простое время: общие вопросы**

---

**Do**   **V** ... ? Yes,  **do** . / No,  **don't** .

**Do** I (we, you, they) **help** her? Yes, I **do** . / No, I **don't** .

---

**Does**   **V** ... ?

**Does** he (she, it, stepsister) **help** her?

Yes,  **does** . / No,  **doesn't** .

Yes, he **does** . / No, he **doesn't** .

---

**1d. Choose a role and read ex.1a.**

**2. Act out the interview.**

**3. Play a guessing game about Twinky's family.**

**Model.** **A** : Is it a boy or a girl?

**B**: A boy.

**A**: Does he feed Floppy?

**B**: No, he doesn't.

**A**: Does he do the dishes?

**B**: Yes, he does.

**A**: Is it Winky?

**B**: Yes, it is.

#### 4a. Speak to your classmate. Who does it in your family?

**Model.** A: Do you cook breakfast?

B: No, I don't.

A: Does your mum cook breakfast?

B: Yes, she does.


**Help  
box**


make your / her / his bed, cook breakfast, cook lunch, cook dinner, lay the table, wash / do the dishes, wash the floor, tidy your room / flat / house, walk your pet, feed your pet, wash your pet, brush your pet


4b.  Write 5–7 questions to ask Twinky.

## Lesson 6. Ode<sup>1</sup> to Richy the Cat

### 1. ABC Letter secrets.

 c → [s] circus, nice  
[k] cucumber, cake, cook

 u → [ju:] music, cucumber  
[ʌ] cut, uncle

 i → [aɪ] five, nine  
[ɪ] six, sit

 ee → [i:] tree, see

 ay → [eɪ] lay, Ray, play, day, Sunday


<sup>1</sup>Ode [əʊd] – торжественное стихотворение, посвящённое какому-либо событию или герою

**2a.** Look at the pictures in ex. 2b and read the words. What do they mean?


**2b.** 🎧 Listen, read and match the verses to the pictures.

(A)     a crown [kraun]


an acrobat ['ækrəbæt]      a clown [klaun]      a disco dancer      an actor

(B) 


(C) 

(D) 


(E) cucumbers  
rice  
carrots      cabbage



(F) sunrays



(G) a daisy – daisies



## Ode to Richy the Cat

1.

Richy is a great, clever cat.  
He's never<sup>1</sup> naughty or bad.  
He's so kind he can make friends with a rat.  
He's always<sup>2</sup> happy, and never sad.

2.

Richy the Cat has a good-looking face,  
And he's got a lot of skill and grace<sup>3</sup>.  
He can be a circus acrobat, a clown,  
A disco dancer, or an actor with a crown.

3.

He can cook a lot of tasty dishes:  
Cucumbers, lettuce<sup>4</sup> and cabbage for tortoises,  
Seeds and carrots for good mice,  
For boys and girls, he can cook meat and rice!

4.

Richy the Cat can compose<sup>5</sup> classical music,  
So that in every concert<sup>6</sup> we use it.  
When we come to the cinema we find it amusing<sup>7</sup>  
That we can hear Richy the Cat's classical music!

---

<sup>1</sup> **never** ['nevə] – никогда

<sup>2</sup> **always** ['ɔ:lweɪz] – всегда

<sup>3</sup> **a lot of skill and grace** – много умения и грациозности

<sup>4</sup> **lettuce** ['letɪs] – салат-латук

<sup>5</sup> **compose** [kəm'pəʊz] – сочинять

<sup>6</sup> **concert** ['kɒnsət] – концерт

<sup>7</sup> **amusing** [ə'mju:zɪŋ] – забавный

5.

He can cook and lay the table –  
To do a heap of things he is able!<sup>1</sup>  
He can tidy the house, do the dishes and feed his pet –  
Richy the Cat can be a very good vet!

6.


Instead Richy the Cat is a businessman,  
He knows what to do and when.  
But sometimes Richy gets lazy –  
That's when he likes to look at daisies.

7.

We can honestly say that he likes to play  
When he is free, on a sunny day.  
And he likes to sleep when he stays<sup>2</sup>  
In warm, nice, bright sunrays...

## 2c. Read the answers to the questions.

1. Why is it called “Ode to Richy the Cat”?
2. What can he do?
3. What jobs can he do?

3.  Listen and read the poem verse by verse a) with a group of 3–4 other students; b) in pairs – take turns.

4. Have a reading contest.

---

<sup>1</sup> To do a heap of things he is able! – Он умеет делать многие вещи!

<sup>2</sup> when he stays – когда он остается

5.  Complete the sentences about Richy the Cat and write them.

1. Richy the Cat is never naughty, ...
2. He's always happy and ...
3. He can cook a lot of tasty dishes, ...
4. He can be a circus acrobat or ...

## Lesson 7. Let's go for a walk!

1. You want to do something special<sup>1</sup> on your day off. Discuss with your class where you can do the activities.

**Model.** We can ride a horse in the amusement park.

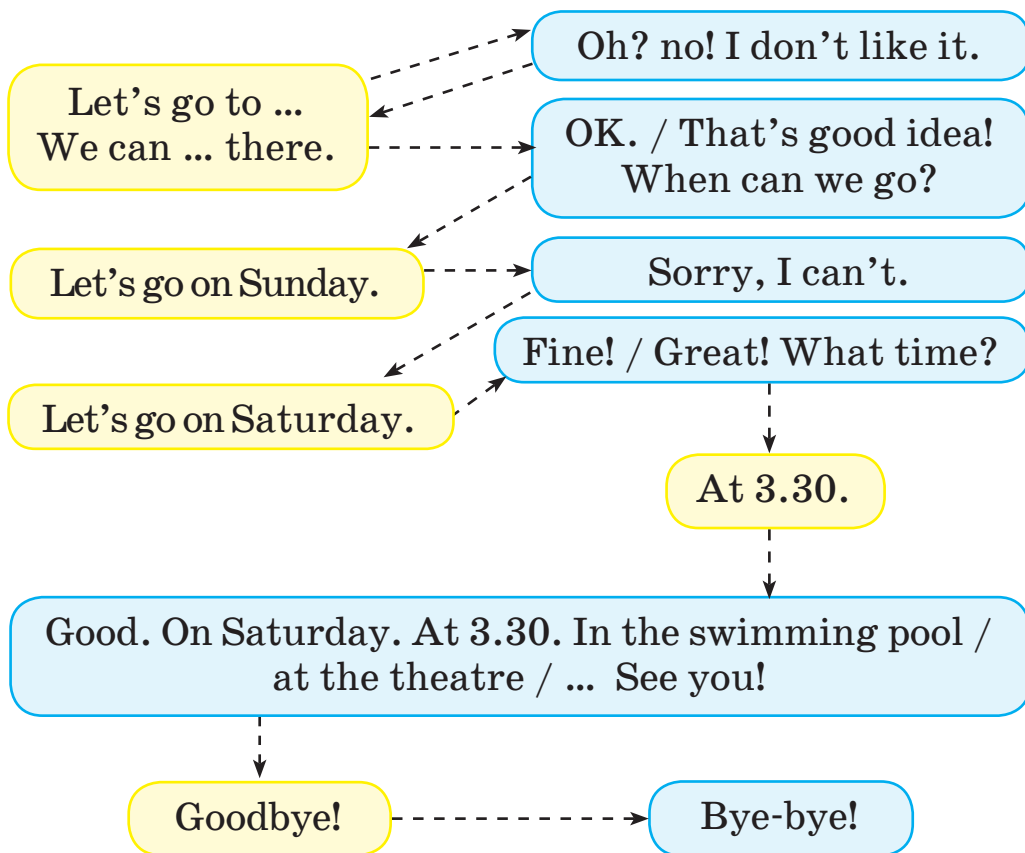


**Help  
box**

ride a horse, see clever and funny animals, watch a 3D film, learn about history, watch a play, see clowns and acrobats, go for a walk, see actors and actresses, swim, dance, listen to good music, roller-skate

<sup>1</sup>special ['speʃ(ə)l] – особенный

**2. Choose an activity and invite your friend to do something special on your day off. Work in pairs.**



**3. Role-play your dialogues.**

**4. Listen to all the dialogues. What's the most popular activity in your class?**

**5.  Write a short letter to invite your friend to do something interesting. Complete the sentences in the left column (see ex. 2).**



## Lesson 8. Dino's page

1a. Children write letters to a magazine<sup>1</sup>. Read and match their letters to the pictures.

### DINO'S PAGE

very much

#### My day off


(A)



(B)



(C)



1.

Hi Dino,

I usually go to museums on my day off. I go there<sup>2</sup> with my mum and my little brother. I like the Robot Museum very much. We can see there a lot of robots: big and small, short and tall. Then we go to the Robot café. We play computer games with robots. It's cool!

Tim, 10, America.

<sup>1</sup> letters to a magazine [ˌmæɡəˈziːn] – письма в журнал

<sup>2</sup> there [ðeə] – там, туда

2.

Hello, Dino,

I spend every Saturday and Sunday at the circus. I can see a lot of animals there. They are clever and funny. They can count, dance, ride a bike, roller-skate and jump. I brush and wash the pony. I like the circus very much. It's great! My parents are clowns, but I want to be a horse rider.

Alex, 9, Britain.

3.

Dear Dino!

On Saturday I usually go to the swimming pool. On Sunday I spend the morning at home. I like to sleep. I get up at 11 o'clock. I watch TV, play computer games and listen to music.

In the afternoon I go for a walk with my friends. Then I go to my granny's with my parents. We help our granny. I do the dishes and cook dinner with my mum. My dad tidies the house. We come home at 7 in the evening. Sometimes I go to the cinema or to the theatre on my day off. I like it!

Alesya, 10, Belarus.

### 1b. Read and say who ...

goes to the Robot café; sees a lot of animals; goes to the swimming pool; plays computer games; helps granny; washes the pony.

## 2. Write a letter to the **Dino's page** about your day off. Add<sup>1</sup> photos or pictures.

Dear Dino!

I usually spend my day off ... .

I get up at ... . I ... in the morning.

In the afternoon I sometimes go to ... . I go there with ... . We ... there.

I usually help my mum, too. I ... . In the evening I ... . Then I go to bed.

Sometimes I spend my Saturday or Sunday ... . I can ... there. I like it. It's great / cool / fantastic!  
..., Belarus.

## Lesson 9. Home alone

### 1. Read about Bob's pets and guess them.

**A.** It's not big. It can climb trees. It can run very well. What is it? **B.** It's little. It's grey. It's got a long nose, little black eyes and big ears. It likes cheese. What is it? **C.** It's little. It's blue, yellow and green. It can sit on the lamp. What is it? **D.** It's brown. It's got a black nose. It's got black eyes. It's got long ears. It likes sausages and meat. What is it?

### 2a. Listen and check your guesses.

<sup>1</sup> Add ... – Додавайте ...

**2b. Read and answer: Where are the animals? Why is Bob angry?**



Bob's from Britain. He's got a mum, a dad and four pets: a cat, Tabby, a dog, Spot, a rat, Bella, and a budgie, Polly.

It's Sunday, a day off. Spot comes up to Bob's mum and dad. They ask, "What's the matter?"<sup>1</sup> "Let's play," the dog says. "Sorry, we can't. We go to the swimming pool on Sundays. Ask Bob."



Spot comes up to Bob. "What's the matter, Spot?" "Let's play," says Spot. "Sorry, I can't. I play football on Sundays. Ask Tabby."

"Let's play, Tabby," says the dog. "OK. Let's run and jump," says the cat. "Let's fly," says the budgie. "Hooray! Home alone!" says the rat. They run, jump and play. They are very happy.



<sup>1</sup> What's the matter? – В чём дело?

Then the pets say. “We’re hungry.” “No problem. Let’s open the fridge,” says Spot. “Yum, yum. We’ve got some cheese,” says the rat. “And some milk,” says the cat. “And some apples,” says the budgie. “And some sausages,” says the dog. After dinner they go to bed.



In the evening Bob, his mum and dad come home. ”Look at the floor!” says dad. “Look at the fridge! What a mess!<sup>1</sup>” says mum. Bob is angry. “My pets!” He sees his pets on his bed. “Here they are!” he says. The pets jump up. “We’re sorry,” they say. They tidy the house.



## 2c. Choose a role and read.

### 3. True or false?

1. Bob’s from Britain. 2. He’s got three pets. 3. Bob’s mum and dad play tennis on Sundays. 4. Bob plays football on Sundays. 5. The pets sleep all day. 6. They eat cheese, milk, apples, sausages. 7. After dinner the pets go to bed.

<sup>1</sup> What a mess! – Какой беспорядок!

#### 4a. Who is speaking?

1. “What’s the matter, Spot?” 2. “Let’s play.”  
3. “Sorry, we can’t. We go to the swimming pool on Sundays. Ask Bob.” 4. “Sorry, I can’t. I play football on Sundays. Ask Tabby.” 5. “OK. Let’s run and jump!”  
6. “Let’s fly.” 7. “Hooray! Home alone!” 8. “We’re hungry!” 9. “Let’s open the fridge!” 10. “Yum, yum. We’ve got some cheese.” 11. “Look at the floor!”  
12. “Look at the fridge! What a mess!” 13. “Here they are!” 14. “We’re sorry.”

#### 4b. Act out the story.

### Lesson 10. Christmas

#### 1. Listen and role-play.



- Merry Christmas, Twinky!
- Thank you. Merry Christmas to you, Liz!

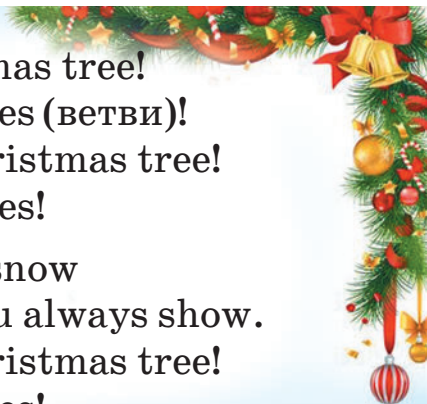


- Happy New Year, Floppy!
- Thank you! The same to you, Mike.

## 2. Sing the song.

Christmas tree! Oh, Christmas tree!  
How lovely are your branches (ветви)!  
Oh, Christmas tree! Oh, Christmas tree!  
How lovely are your branches!

In summer sun and winter snow  
A coat (пальто) of green you always show.  
Oh, Christmas tree! Oh, Christmas tree!  
How lovely are your branches!



## 3. Read and answer: Who is the card from?

Dear Nikita,  
Merry Christmas  
and a Happy New Year!  
Yours, Mike.



#### 4. Send season's greetings<sup>1</sup> to your friend.

1. Make a card.
2. Write season's greetings.
3. Write your friend's address on the envelope.
4. Write your address on the envelope.
5. Send your card.

#### 5a. Read the rules of the popular British game and choose its name: a) "A chair race"; b) "Musical chairs"; c) "The quickest player".

1. Put 5–8 chairs.
2. Play music.
3. 6–9 players walk or run round the chairs.
4. When the music stops, the players sit down on the chairs.
5. The player who has no chair is out.
6. Take away one chair.
7. Play again until you have one chair and two players. Who is the quickest?

#### 5b. Do you play a similar game at New Year parties? Explain how you play it.

#### 5c. Play the game. Choose a player to give commands.

---

<sup>1</sup> Send season's greetings ... – Отправьте поздравление с праздником ...





# Unit 5

## Pet of the family<sup>1</sup>

### Lesson 1. Aren't pets great?

1a. Answer the question with your class: Which animals can be pets?



1b. Look, read and match the pictures with the words.

- |               |               |                 |
|---------------|---------------|-----------------|
| a) a dog      | e) a goldfish | i) a puppy      |
| b) a tortoise | f) a parrot   | j) a kitten     |
| c) a budgie   | g) a hamster  | k) a guinea-pig |
| d) a rabbit   | h) a rat      |                 |

<sup>1</sup> Pet of the family – любимец семьи

**1c.** 🎧 Listen, read and guess the riddles about the most popular pets in Britain.


**1.** It's a little pet. It's usually green, blue and yellow. It's funny. It walks, jumps and flies. Sometimes it speaks!<sup>1</sup> It's cool!

**2.** This pet is big or little. It's black and white or black and brown ... It's usually very clever. Sometimes it's naughty. It likes meat, but it can eat your book, too!

**3.** This pet isn't big. It's grey, brown, black or white. It's usually very beautiful and clever. It's lazy – it sleeps a lot. And it's naughty – it jumps on the dinner table, or it sleeps on your bed!

**1d.** Make up a riddle about the pet you like. Speak about its size<sup>2</sup>, colour and character<sup>3</sup>.

**2a.** 📄 🎧 Picture dictionary.



hair

happy



a tail

friendly



sad

<sup>1</sup> **Sometimes it speaks!** – Иногда он разговаривает!

<sup>2</sup> **size** – размер


<sup>3</sup> **character** ['kærɪktə] – характер



angry



old



young

## 2b. Read the transcription.

[teɪl], [heə], ['æŋɡri], [sæd], [əʊld], ['fren(d)li], [jʌŋ], ['hæpi]

## 3. How well do you know pets? Agree or disagree.

1. Dogs jump when they are happy. 2. Guinea-pigs have a long tail. 3. Cats are angry pets. 4. Rats are clever. 5. Pets are sad when they are alone. 6. When a cat is 14 years old, it is old. 7. Hamsters are friendly pets. 8. When guinea-pigs are 5–7 years old, they are young.

## 4. Match the sentences to speak about pets.

1. Young pets are funny. 2. Sometimes pets are angry. 3. Cats and kittens are lazy. 4. Budgies are clever. 5. Young dogs and cats have a name.

A. They sleep a lot. • B. They are puppies and kittens. • C. They play a lot. • D. They scratch and bite<sup>1</sup> their owner<sup>2</sup>. • E. Sometimes they speak.

<sup>1</sup> **scratch and bite** – царапают и кусают

<sup>2</sup> **owner** ['əʊnə] – владелец

5. Choose a pet and play the “Last Sentence” game (see ex. 1c).

6.  Write 6–8 sentences about the pet you like.

## Lesson 2. I feed my pet

1a.   Picture dictionary.



bones



seeds



grass



leaves



cabbage



cat food




dog food

1b. Read the transcription.

[li:vz], [bəʊnz], [grɑ:s], [si:dz], ['dɒg ,fu:d], ['kæbɪdʒ],  
['kæt ,fu:d]

2.   Letter secrets.

 o = [əʊ] bone

 o = [ɒ] dog

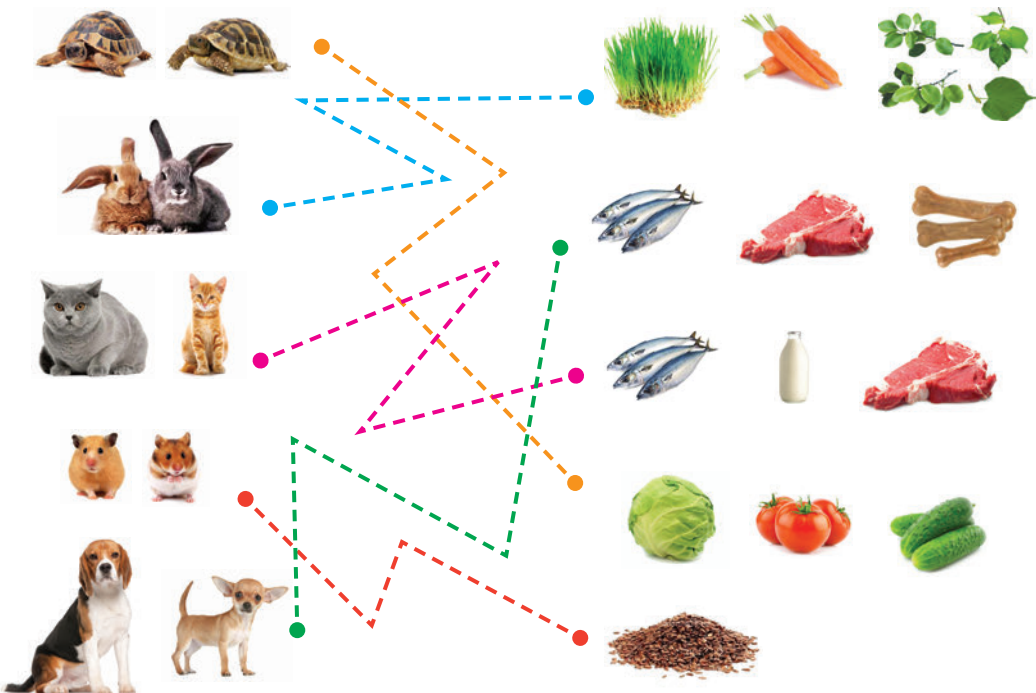
 ea = [i:] meat, leaves

 ea = [e] bread, breakfast

**3a. What do they like? Match a pet and its food.**

- |              |      |                                     |
|--------------|------|-------------------------------------|
| 1. Tortoises | like | A. grass, carrots and leaves.       |
| 2. Rabbits   |      | B. fish, meat and bones.            |
| 3. Cats      |      | C. fish, milk and meat.             |
| 4. Hamsters  |      | D. cabbage, tomatoes and cucumbers. |
| 5. Dogs      |      | E. seeds.                           |

**3b. Join the pictures and check your guesses.**



**4a. 🎧 Listen and read the question (Q) and the answer (A) on an Internet page. What pets has the girl got? Guess.**

**Q:** Hurray! I've got a pet. No, two pets! They're ...  
I want to feed them well. What do they eat?

**A:** They eat many fruits and vegetables<sup>1</sup>. They like apples, bananas, oranges, napa cabbage<sup>2</sup>, turnip, baby carrots, cherry tomatoes. But don't give them a lot of sweet fruit and vegetables. They can have problems. Feed them on green leaves and grass every day. They are very good for them.

**4b.**  Listen and read the description to help you guess the girl's pets.

They are nice pets and beautiful. They have short hair of grey, yellow, brown, black or white colours, but they are never green, pink, purple or blue. They have ears like a mouse<sup>3</sup>. They usually have black eyes and a little pink nose. White ...s have red eyes. They have four teeth. Their tail is short.

They are not very big pets – they are usually 30 centimetres [ˈsentɪˌmi:təz] long. They are like a football<sup>4</sup>. They live 5–7 years.

They are kind and friendly pets, and they usually don't bite. But they are sad if they are alone. They are happy when they have a ... friend.

**4c. Guess the name of the pets. What interesting facts do you remember about the pets?**

augein-sipg

<sup>1</sup> many fruits [frʊ:ts] and vegetables [ˈveʒtəb(ə)lɪz] – много фруктов и овощей

<sup>2</sup> napa [ˈnæpə] cabbage – китайская, пекинская капуста

<sup>3</sup> like a mouse – как у мышки

<sup>4</sup> like a football – как футбольный мяч

**5a. Open a family café for pets and their owners. Read the menu. What pets can come to your café?**

**Model.** Dogs can come. They eat bread, cheese, ...



**MENU**

Bread, cheese, eggs, soup, pizza, hot dogs.

Tea, coffee, juice, milk, water.

Fish, meat, sausages, chicken, cucumbers, porridge, potatoes, carrots, tomatoes.

Jam, yoghurt, sweets, chocolate, ice cream, jelly, cake.

Apples, bananas, lemons, oranges.

**5b. Go to the shop and buy other foods for pets. Role-play the dialogue.**

**Model. You:** Hello! Have you got any cat food?

**Shop assistant:** Yes, sure.

**You:** 1 kilogram<sup>1</sup>, please.

**Shop assistant:** Here you are.

**You:** Thank you.

**Shop assistant:** You're welcome.

<sup>1</sup> kilogram ['kɪləgræm] – килограмм

## 5c. Treat<sup>1</sup> pets at the cafe.

**Model. Pet:** Hello!

**You:** Hello, Mr Rabbit. Come in, please. Sit down.

**Pet:** Thank you. Bread and water, please.

**You:** Have some seeds. They are yummy.

**Pet:** OK. Bread, seeds and water, please.

**You:** Good. Here you are.

**Pet:** Thank you.

**You:** You're welcome, Mr Rabbit.

6.  Choose 3 pets. Write 6 sentences. What do they eat? What do they drink?

## Lesson 3. Beautiful or ugly?

1a.   Picture dictionary.



beautiful



ugly



big

small

fast



slow



interesting



boring

noisy

quiet

<sup>1</sup> **treat** – угощать; здесь: угости



## 1b. Read the transcription.


[ˈɪnrəstɪŋ], [fɑːst], [ˈbjʊ:təf(ə)l], [smɔːl], [ˈbɔːrɪŋ],  
[ˈnɔɪzi], [ˈʌɡli], [ˈkwæɪət], [sləʊ], [bɪɡ]

## 2. ABC 🎧 Letter secrets.



qu = [kw]

Quiet! The Queen wants to ask  
a question!



## 3a. Make up sentences about the animals.

Model. Horses are big.

Horses	are	noisy.
Frogs		big.
Rabbits		fast.
Parrots		interesting.
Puppies		beautiful.
Butterflies		young.

## 3b. 🎧 Listen, read and check your sentences from ex. 3a.



1. I'm a caterpillar.



2. Horses! They're big  
and I'm small.



3. Frogs! They're noisy  
and I'm quiet.



4. Rabbits! They're fast  
and I'm slow.



5. Parrots! They're inter-  
esting and I'm boring.



6. Puppies! They're  
young and I'm old.



7. Butterflies! They're  
beautiful.



8. And I'm ugly. I'm sad.




9. Oh, I'm a butterfly!  
I'm beautiful!

**3c.** Read and act out the story.

**4a.** Play the “Last Sentence” game. Make up sentences about animals (see ex. 1a).

**Model.** Tortoises are boring.

**4b.**  Write 5–7 sentences about different<sup>1</sup> animals. Use the words from ex. 1a.

## Lesson 4. At the pet shop

**1a.**  Mrs Read is at the pet shop. Listen, read and answer: What pet does she buy? Why?



**Shop assistant:** Can I help you?

**Mrs Read:** Yes, I'd like a pet.

**Shop assistant:** Aha. What about a budgie? It's beautiful!

**Mrs Read:** Yes, it's beautiful, but it's very noisy!

**Shop assistant:** What about a goldfish? It's **quieter** than a budgie.

---

<sup>1</sup>different ['dɪfrənt] – разный

**Mrs Read:** Yes, it's quieter, but I want an interesting pet.

**Shop assistant:** H-m, look at the snake! It's **more interesting**.

**Mrs Read:** But it's angry! I want a friendly pet.

**Shop assistant:** OK. What about a tortoise? It's friendlier.

**Mrs Read:** It's friendlier, but it's very slow. Any fast pets?

**Shop assistant:** The dog is faster.

**Mrs Read:** It's faster, but it's very big. I want a small pet.

**Shop assistant:** Take a mouse, it's smaller.

**Mrs Read:** A mouse? I've got a rat. Oh, a budgie! It's beautiful! It's friendly! And it's small! Can I have a budgie, please?

**Shop assistant:** Sure, here you are.

**1b.**   **Grammar secret.**

## Comparative adjectives

### Прилагательные в сравнительной степени

---

The mouse is **smaller than** a cat.

The butterfly is **more beautiful than** a caterpillar.

---



short – shorter                      big – bigger  
friendly – friendlier  
interesting – **more interesting**




### 1c. Complete the sentences.

**Model.** A goldfish is quieter than a budgie.

1. A goldfish is quieter than a ... . 2. A snake is more interesting than a ... . 3. A tortoise is friendlier than a ... . 4. A dog is faster than a ... . 5. A mouse is smaller than a ... . 6. A budgie is more beautiful than a ... .

### 2a. Speak to your classmate. Compare different animals.

**Model.** A tortoise is slower than a rabbit. A tortoise is smaller than a rabbit. A rabbit is more interesting than a tortoise.



1. slow / small / interesting. 2. quiet / fast / ugly.  
3. angry / big / beautiful. 4. noisy / tall / clever.  
5. funny / boring / friendly.

**2b. Speak to your classmate. Which pets do you like more? Why?**

**Model.** I like cats more. They are smaller than dogs, and they are more beautiful. They are friendlier than dogs. They are quieter than dogs.

Cats or dogs? Hamsters or rats? Guinea-pigs or rabbits? Tortoises or goldfish?

**2c.**  Write 5–7 sentences about different animals.

## Lesson 5. A pet show

**1a. The children go to a pet show. Look at the animals (ex. 2a), read about them and compare them.**

The dogs are bigger than the cats and the rabbits. The horses are bigger than the dogs. The horses are **the biggest**. The cats and the rabbits are more beautiful than the dogs. The horses are more beautiful than the cats and the rabbits. The horses are **the most beautiful**.

**1b.**    **Grammar secret. Listen and say the chant.**

### Comparative and superlative adjectives

### Прилагательные в сравнительной и превосходной степени

fast	faster	the fastest
big	bigger	the biggest
friendly	friendlier	the friendliest

beautiful good bad	more beautiful better worse	the most beautiful the best the worst
--------------------------	-----------------------------------	---



big




bigger



the biggest

**2a.** 🎧 The children are at the pet show. Listen to the show presenter and answer: Which animal is the friendliest? The fastest? The biggest? The most beautiful? The best?



**2b. Practise reading and then have a reading competition.  
Who's the best show presenter?**

Welcome to our pet show! We've got a lot of pets!  
Rabbits and horses! Cats and dogs! Big and small! Fast  
and slow!

Look at the dogs. Ben is friendly. Spot is friendlier.  
And Rex is the friendliest!

Look at the cats! Tabby is beautiful. Sylvester is  
more beautiful and Tinker is the most beautiful!

Now the rabbits! Snuff is fast. Rose is faster. Bunny  
is the fastest!

And the horses. Beauty is big, Herby is bigger. And  
Biscuit is the biggest!

Rex, Tinker, Bunny and Biscuit are the best!

**3a. Speak about the pets.**

Susie



Lucky



Rose



Peter



**Model.** I think Susie is the most beautiful.





the friendliest, the funniest, the cleverest,  
the fastest, the ugliest, the noisiest,  
the oldest, the youngest, the naughtiest,  
the nicest, the most boring, the most  
interesting, the best

**3b.**  Write 5–7 sentences about the pets.

# Vocabulary

## Aa

**afternoon** [ˌɑːftəˈnuːn] время после полудня

**in the afternoon** днём

**amusement park** [əˈmjuːzmənt ˌpɑːk] парк развлечений

**angry** [ˈæŋɡri] злой

**aunt** [ɑːnt] тётя

## Bb

**bad** [bæd] плохой

**beautiful** [ˈbjʊ:təf(ə)l] красивый

**Belarusian** [ˌbeləˈruːsiən] белорусский; белорус

**big** [bɪɡ] большой

**bone** [bəʊn] кость

**boring** [ˈbɔːrɪŋ] скучный

**boy** [bɔɪ] мальчик

**breakfast** [ˈbrekfəst] завтрак

**brush hair** [ˈbrʌʃ ˈheə] расчёсывать волосы

**brush teeth** [ˈbrʌʃ ˈtiːθ] чистить зубы

**businessman** [ˈbiznɪsmæn] бизнесмен

**budgie** [ˈbʌdʒi] маленький волнистый попугай

**buy** [baɪ] покупать

## Cc

**cabbage** [ˈkæbɪdʒ] капуста

**candle** [ˈkændl] свеча

**card** [kɑːd] открытка

**cat** [kæt] кот

**cat food** [ˈkæt ˌfuːd] кошачий корм

**children** [ˈtʃɪldrən] дети  
**cinema** [ˈsɪnəmə] кинотеатр  
**circus** [ˈsɜːkəs] цирк  
**clever** [ˈklevə] умный  
**clock** [klɒk] часы (настенные, настольные)  
**come home** [ˈkʌm ˈhəʊm] приходить домой  
**cook** [kʊk] повар; готовить (еду)  
**cousin** [ˈkʌzn] двоюродный брат / сестра

## Dd

**dark** [dɑːk] тёмный  
**daughter** [ˈdɔːtə] дочь  
**dentist** [ˈdentɪst] зубной врач  
**dinner** [ˈdɪnə] обед  
**disco** [ˈdɪskəʊ] дискотека  
**do exercises** [ˈduː ˈeksəsaɪzɪz] делать упражнения  
**do homework** [ˈduː ˈhəʊmwɜːk] делать домашнее задание  
**do housework** [ˈduː ˈhaʊswɜːk] делать работу по дому  
**do sums** [ˈduː ˈsʌmz] решать примеры  
**do the dishes** [ˈduː ðə ˈdɪʃəz] мыть посуду  
**doctor** [ˈdɒktə] доктор  
**dog** [dɒg] собака  
**dog food** [ˈdɒg ˌfuːd] собачий корм  
**draw** [drɔː] рисовать  
**driver** [ˈdraɪvə] шофёр

## Ee

**English** [ˈɪŋɡlɪʃ] английский  
**evening** [ˈiːvɪŋ] вечер  
**in the evening** вечером  
**every day** [ˈevri ˈdeɪ] каждый день

## Ff

**fair** [feə] светлый  
**farmer** ['fɑ:mə] фермер  
**fast** [fɑ:st] быстрый  
**feed a pet** ['fi:d ə'pet] кормить питомца  
**food** [fu:d] еда  
**Friday** ['fraɪdeɪ] пятница  
**friendly** ['frendli] дружелюбный  
**funny** ['fʌni] смешной

## Gg

**get dressed** ['get 'drest] одеваться  
**get up** ['get 'ʌp] вставать  
**girl** [gɜ:l] девочка  
**give** [gɪv] давать, дарить  
**go** [gəʊ] идти, ехать  
**go for a walk** ['gəʊ fərə 'wɔ:k] идти на прогулку  
**go to bed** ['gəʊ tə 'bed] ложиться спать  
**go to school** ['gəʊ tə 'sku:l] идти в школу  
**goldfish** ['gəʊldfɪʃ] золотая рыбка  
**good** [gʊd] хороший  
**grass** [grɑ:s] трава  
**guinea-pig** ['ɡɪni piɡ] морская свинка

## Hh

**hair** [heə] волосы  
**hamster** ['hæmstə] хомяк  
**happy** ['hæpi] счастливый  
**Happy New Year** ['hæpi nju: jɪə] / ['hæpi nju: jz:] С Новым Годом!  
**hat** [hæt] шапка, шляпа  
**have fun** ['hæv 'fʌn] веселиться

**help** [help] **somebody** помогать кому-либо

**home** [həʊm] дом (дом, квартира, город, страна, где ты живёшь)

## Ii

**interesting** [ˈɪntrəstɪŋ] интересный

**it's one o'clock** [ɪts ˈwʌn əˈklɒk] час дня

## Jj

**job** [dʒɒb] работа

## Kk

**kind** [kaɪnd] добрый

**kitten** [ˈkɪtn] котёнок

## Ll

**lay the table** [ˈleɪ ðə ˈteɪb(ə)l] накрывать на стол

**lazy** [ˈleɪzi] ленивый

**leaves** [li:vz] листья

**listen to (music)** [ˈlɪsn tə ˈmju:zɪk] слушать (музыку)

**long** [lɒŋ] длинный

**lunch** [lʌntʃ] второй завтрак, обед

## Mm

**make the bed** [ˈmeɪk ðə ˈbed] застилать постель

**make things** [ˈmeɪk ˈθɪŋz] делать вещи, поделки

**man** [mæn] мужчина, человек

**Merry Christmas** [ˈmerɪ ˈkrɪsməs] С Рождеством! (Весёлого Рождества!)

**Monday** [ˈmʌndeɪ] понедельник

**morning** [ˈmɔːnɪŋ] утро

**in the morning** утром

**museum** [mjuːˈziːəm] музей

## Nn

**naughty** [ˈnɔːti] непослушный, шаловливый

**new** [njuː] новый

**nice** [naɪs] милый

**noisy** [ˈnɔɪzi] шумный

## Oo

**old** [əʊld] старый

## Pp

**paint** [peɪnt] рисовать красками

**parents** [ˈpeərənts] родители

**parrot** [ˈpærət] попугай

**party** [ˈpɑːti] вечеринка

**pasta** [ˈpæstə] макароны

**play computer games** [ˈpleɪ kəmˈpjʊ:tə ˈgeɪmz] играть в

компьютерные игры

**play sports** [ˈpleɪ ˈspɔːts] заниматься спортом

**porridge** [ˈpɒrɪdʒ] овсяная каша

**puppy** [ˈpʌpi] щенок

## Qq

**quiet** [ˈkwaɪət] тихий

## Rr

**rabbit** ['ræbɪt] кролик

**rat** [ræt] крыса

**ride a bike** [ˌraɪd ə 'baɪk] кататься на велосипеде

**roller-skate** ['rəʊləskeɪt] кататься на роликовых коньках

**roller skates** ['rəʊlə ,skeɪts] роликовые коньки

**Russian** ['rʌʃn] русский

## Ss

**sad** [sæd] грустный

**sandwich** ['sænwɪdʒ] / ['sænwɪtʃ] бутерброд

**Saturday** ['sætədeɪ] суббота

**seeds** [si:dz] семена, семечки

**shop assistant** ['ʃɒp ə,sɪst(ə)nt] продавец

**short** [ʃɔ:t] короткий, низкого роста

**slow** [sləʊ] медленный

**small** [smɔ:l] маленький

**son** [sʌn] сын

**Sunday** ['sʌndeɪ] воскресенье

**swimming pool** ['swɪmɪŋ ,pu:l] бассейн

## Tt

**tail** [teɪl] хвост

**take a shower** ['teɪk ə 'ʃaʊə] принять / принимать душ

**tall** [tɔ:l] высокий

**teacher** ['ti:tʃə] учитель

**theatre** ['θiətə] театр

**Thursday** ['θɜ:zdeɪ] четверг

**tidy (a room)** ['taɪdɪ ə ru:m] убирать (в комнате)

**together** [tə'geðə] вместе

**Tuesday** ['tju:zdeɪ] вторник

## Uu

**ugly** [ˈʌɡli] безобразный  
**uncle** [ˈʌŋkl] дядя  
**usually** [ˈjuːʒʊəli] обычно

## Vv

**vet** [vet] ветеринар

## Ww

**walk a dog** [ˈwɔːk ə ˈdɒɡ] выгуливать собаку  
**want** [wɒnt] хотеть  
**wash hands and face** [ˈwɒʃ ˈhændz ənd ˈfeɪs] мыть руки и лицо  
**wash the dishes** [ˈwɒʃ ðə ˈdɪʃəz] мыть посуду  
**watch TV** [ˈwɒtʃ ˌtiːviː] смотреть телевизор  
**Wednesday** [ˈwenzdeɪ] среда  
**week** [wiːk] неделя  
**what?** [wɒt] что? какой?  
**when?** [wen] когда?  
**where?** [weə] где? куда?  
**who?** [huː] кто?  
**whose?** [huːz] чей? чья? чьё? чьи?  
**with** [wɪð] с  
**woman** [ˈwʊmən] женщина  
**worker** [ˈwɜːkə] рабочий

## Yy

**young** [jʌŋ] молодой

## Zz

**zoo** [zuː] зоопарк



**Английский язык : учеб. пособие для 4-го кл. учреждений  
А64 общ. сред. образования с рус. яз. обучения : с электронным  
приложением. В 2 ч. Ч. 1 / Л. М. Лапицкая [и др.]. – Минск :  
Вышэйшая школа, 2019. – 142 с. : ил. + 1 электрон. опт. диск (CD)  
ISBN 978-985-06-3089-6.**

**УДК 811.111(075.2)  
ББК 81.2Англ-922**

Учебное издание

**Лапицкая Людмила Михайловна  
Калишевич Алла Ивановна  
Севрюкова Татьяна Юрьевна  
Седунова Наталья Михайловна**

## **АНГЛИЙСКИЙ ЯЗЫК**

Учебное пособие для 4 класса учреждений общего среднего образования  
с русским языком обучения

С электронным приложением

### **В 2 частях**

#### **Часть 1**

Редактор *О.В. Ракицкая*. Художественный редактор *Е.Э. Агунович*. Технический редактор  
*Н.А. Лебедевич*. Корректор *О.В. Ракицкая*. Компьютерная верстка *Ю.Н. Трусевич*

Подписано в печать 02.05.2019. Формат 70×90/16. Бумага офсетная. Гарнитура «SchoolBook AC». Печать  
офсетная. Усл. печ. л. 10,53. Уч.-изд. л. 5,0 + 5,0 (эл. прилож.). Тираж 111 772 экз. Заказ 299.

Республиканское унитарное предприятие «Издательство “Вышэйшая школа”». Свидетельство о государственной  
регистрации издателя, изготовителя, распространителя печатных изданий № 1/3 от 08.07.2013. Пр. Победителей, 11,  
220004, Минск e-mail: market@vshph.com http://vshph.com

Открытое акционерное общество «Полиграфкомбинат им. Я.Коласа». Свидетельство о государственной  
регистрации издателя, изготовителя, распространителя печатных изданий № 2/3 от 10.09.2018.  
Ул. Корженевского, 20, 220024, Минск.

---

(Наименование учреждения общего среднего образования)

Учебный год	Имя и фамилия учащегося	Состояние учебного пособия при получении	Отметка учащегося за пользование учебным пособием
20 /			
20 /			
20 /			
20 /			
20 /			

*Учебное пособие издано за счет средств государственного бюджета для  
фондов библиотек по заказу Министерства образования Республики Беларусь.*