



English

Pupil's Book 2



3



LONDON



Dd



dog



Aa



apple

Imperative. / Повелительное наклонение.

(+) Positive and (-) negative sentences.

Утвердительные и отрицательные предложения.

Open your books!
Jump!
Run!

Don't open your books!
Don't jump!
Don't run!

The verb "to be". / Глагол «БЫТЬ».

(+) Positive sentences.

Утвердительные предложения.

Full form. Полная форма.	Short form. Сокращённая форма.
I am happy.	I' m happy.
You are happy.	You' re happy.
He is happy.	He' s happy.
She is happy.	She' s happy.
It is happy.	It' s happy.
We are happy.	We' re happy.
They are happy.	They' re happy.

(-) Negative sentences.
Отрицательные предложения.

Full form. Полная форма.	Short form. Сокращённая форма.
I am not sad.	I' m not sad.
You are not sad.	You aren't sad.
He is not sad.	He isn't sad.
She is not sad.	She isn't sad.
It is not sad.	It isn't sad.
We are not sad.	We aren't sad.
They are not sad.	They aren't sad.

(?) Questions and short answers.
Вопросительные предложения
и краткие ответы.

**Are you from Britain? – Yes, I am. Yes, we are. /
No, I'm not. No, we aren't.**

Is he from Britain? – Yes, he is. / No, he isn't.

Is she from Britain? – Yes, she is. / No, she isn't.

Is it from Britain? – Yes, it is. / No, it isn't.

**Are they from Britain? – Yes, they are. / No, they
aren't.**

Useful phrases

What's your name? Как тебя зовут?

How old are you? Сколько тебе лет?

I'm eight. Мне восемь лет.

How are you? Как дела?

I'm fine / OK. У меня всё хорошо.

Where are you from? Откуда ты?

I'm from Belarus. Я из Беларуси.

How is your mum? Как твоя мама?

She's very well. У неё всё очень хорошо.

She's not very well. Она не очень хорошо себя чувствует.

What's this? Что это?

This is my book. Это моя книга.

I've got a mum. У меня есть мама.

He's got black hair. У него чёрные волосы.

I haven't got a parrot. У меня нет попугая.

Have you got a cat? У тебя есть кот?

I can run. Я умею бегать.
I can't jump. Я не умею прыгать.
Can a dog swim? Собака умеет плавать?

I like sweets. Я люблю конфеты.
I don't like fish. Я не люблю рыбу.
Do you like milk? Ты любишь молоко?

Come in, please! Заходите, пожалуйста!
Don't worry! Не беспокойтесь!
How many? Сколько?
What a pity! Как жаль!
I'm sorry. Простите меня.

What colour? Какого цвета?
**What's the weather like today? Какая сегодня
погода?**
**What's your phone number? Какой номер твоего
телефона?**

АНГЛИЙСКИЙ ЯЗЫК

Учебное пособие для **3** класса
учреждений общего среднего образования
с русским языком обучения

В двух частях

Часть 2

Допущено Министерством образования
Республики Беларусь

2-е издание,
пересмотренное и дополненное



Минск
«Вышэйшая школа»
2023

Правообладатель Вышэйшая школа

УДК 811.111(075.2=161.1)

ББК 81.2Англ-922

А64

Авторы: *Л.М. Лапицкая, А.И. Калишевич, Т.Ю. Севрюкова, Н.М. Седунова*

Рецензент: учитель английского языка высшей квалификационной категории государственного учреждения образования «Гимназия № 7 г. Минска» *Н.В. Бляхник*



Работа в парах



Проект



Работа в группах



Игра



Письменное задание



Электронное приложение к учебному пособию
размещено на ресурсе lingvo.adu.by



Ссылка (QR-код) на электронное приложение



Аудиозапись

ISBN 978-985-06-3563-1 (ч. 2)

ISBN 978-985-06-3514-3

© Оформление. УП «Издательство
“Вышэйшая школа”», 2023

Правообладатель Вышэйшая школа

Contents




UNIT 5. Food.	4
UNIT 6. My home.	29
UNIT 7. In the lesson.	56
UNIT 8. Seasons.	85
UNIT 9. I love animals.	116
Vocabulary.	141

UNIT 5. Food.



Lesson 1. We eat it.

1. Picture dictionary.

 tea	 coffee	 juice	 water	 to drink
 pizza	 jam	 bread	 yoghurt	 to eat

2. Letter secrets. Listen, read, and answer: What's the common sound in each phrase? What letters stand for the sound?



Yoghurt is yummy.

Yes



Jam and juice jump.



3. Play the "Eat or drink" game.

Model. A: Bread. – B: We eat bread.

A: Yes. Jam. – **B:** We drink jam.

A: No. We eat jam. Tea. – **B:** We drink tea.

4a. Read the letters the pets write, find mistakes, and correct them. Прочитай письма, которые пишут животные, найди ошибки и исправь их.

I eat bread, pizza,
and jam.
I drink
water
and juice.



I drink pizza, bread,
and yoghurt. I eat
water,
tea,
and juice.



4b.  Speak for Rose and Lucky correctly.

5a.  Look, listen, and point to the pictures (ex. 1).

I like to eat, eat, eat, eat,
I like to eat
Pizza, bread, and yoghurt.
I like to drink, drink, drink, drink,
I like to drink
Tea and apple juice.



5b.  Read and sing the song.

5c. Make up your song. Use the words from ex. 1.



6.  Complete and write 5 sentences. Use the words from ex. 1.

I eat ... I drink ...

Lesson 2. I like tea.

1.   Picture dictionary.



2.   Letter secrets. Listen, read, and answer: What's the common sound?
What letters stand for the sound?


I eat meat and I drink tea.



3a. Look, read, and guess: What does Susie say?
Что говорит Сьюзи?



I like fish.



3b.  Speak about you.

Model. A: I like pizza. And you? – B: I like meat.
And you? – A: ...

3c.  Speak about cats and dogs.

Model. Cats like fish. They like ...

4a.  Listen, read, and answer: What happens?
Why? Что происходит? Почему?

Liz: What's this?

Mike: It's jam. I like jam.

Eat me!



Liz: Look! A magic tree!

Mike: Wow! Yummy!

Liz: I like pizza.

Mike: I like white bread.

Liz: I like brown bread.

Mike: I like yoghurt.

Liz: I like coffee.

Mike: I like tea.

Liz: Oh! My nose!

Mike: Help! My ears!



Drink me!



Liz: Thank you!

Mike: I like juice.

4b. Read together with a) your teacher; b) your group: group 1 – Mike, group 2 – Liz, group 3 – magic food, then exchange your roles.

4c. 🍄 Practise and perform at the Readers' Theatre.

5. 📝 Write 5 sentences about you (see ex. 3b).

Lesson 3. A sweet princess.

1. 👤📖 Picture dictionary.



2a. 🎧 Look, listen, and point to the pictures.



– Have some (немного) chocolate, please.

– Thank you. It's yummy. I like it. I like it.

– Have some ice cream, please.

– Thank you. It's yummy. I like it. I like it.

– Have some coffee, please.

– No, thank you. I don't like it. Yuck!

2b. 👤👤 Read and say the chant.

2c. Look, read, and guess: What does Mrs Read say? Что говорит миссис Рид?




I don't like coffee.



3a. 🎧 Look, listen, and point to the pictures. Think of a title for the story.



I'm a sweet princess¹.



I like sweets.
I like ice cream.
I like chocolate.
I like jelly and cake.

I don't like fish.
I don't like meat.
I don't like milk.
I don't like hot dogs.

3b. 👤👤 Read the story.

¹ a sweet princess – принцесса-сладёна

4. 🎧 📻 Letter secrets. Listen, read, and answer: What's the common sound in each phrase? Look and guess why the letter Cc stands for different sounds.

Cakes and coffee can climb
the cook.



I like ice. It's nice.



5a. Speak about you.

Model. I like juice. I don't like coffee.

5b. Listen to your classmates and answer: What's your classmates' favourite food and drink? Какие у твоих одноклассников любимые еда и напитки?









6. 📝 Write what the sweet princess says. Напиши, что говорит принцесса-сладёна.

I like ... I don't like ...

jelly meat sweets pizza tea juice jam
ice cream hot dogs

Lesson 4. Do you like carrots?

1. Picture dictionary.

 a potato	 a tomato	 a cucumber	 a carrot
 an apple	 a banana	 an orange	 a lemon

2a. Grammar secret. Look at the words in ex. 1 and guess why the article is an or a.

an apple **a** banana

2b. Look and answer: What has she got? Что у неё есть?

Model. She's got an apple, ...



3a. Listen, read, and say the chant.

Potatoes and tomatoes,
Cucumbers and carrots.
Do you like carrots?

Apples and bananas,
Oranges and lemons.
Do you like lemons?




Yes, I do!



No, I don't!

3b. Look, read, and guess: What does Mrs Read say? Что говорит миссис Рид?



4. 👤👤 Look at the pictures, read the model, and play “A guessing game”.

Model. A: Do you like carrots? – B: Yes, I do.
 A: Do you like tomatoes? – B: No, I don't.
 A: You're Bob. – B: Right!



Bob



Ted



Dan



Pam



Helen

Do you like

tomatoes?
 apples?
 potatoes?
 oranges?
 cucumbers?
 carrots?
 lemons?

Yes, I do.
 No, I don't.

5a.   Listen, read, and learn the rhyme.

Yummy, yummy, yummy,
I like sweets in my tummy¹.
I like cakes, too.



Fish, I don't like you!






5b.   Make up your rhyme and write it down.

6.  Write 6 questions to ask your friend (see ex. 1).



Model. Do you like potatoes?

Lesson 5. Going to the shop.

1.   Picture dictionary.

				
soup	cheese	chicken	a sausage	an egg

¹ tummy – живот

2.   Letter secrets. Listen, read, and answer: What's the common sound in each phrase? What letters stand for the sound?

Chocolate and **che**ese are for **ch**ickens and **ch**ildren.



Budgies don't like sausages.
But: girl, give.

3a.  Listen, read, and answer: What does the cat like? Что любит кошка?

I'm hungry. I've got sausages.
I've got cheese. I've got
chicken. I've got eggs. Yummy!

1



2



– Hello, Mike!
How are you?
– I'm fine, thank you. And you?
– I'm OK.
– How's your mum?
– She's fine. Thanks.

Wow! I like sausages! I like cheese! I like chicken! I like eggs! Yummy!

3



4



Oh, no! I haven't got sausages!
I haven't got cheese!
I haven't got chicken!
I haven't got ... Susie!

3b. Act out the story.

4a. Look, listen, and read the talk.

Liz: Have you got apples?

Shop assistant: Yes, sure.

Liz: Six apples, please.

Shop assistant: Here you are.

Liz: Thank you. Have you got milk?

Shop assistant: Yes, sure.

Liz: Milk, please.

Shop assistant: Here you are.

Liz: Thank you. Goodbye.

Shop assistant: Goodbye.



4b. 🧑🧑 Play “A shop” game.

5. 📝 Write sentences about the food in your fridge.
Напиши предложения о еде в твоём холодильнике.

Model. 1. I’ve got soup. 2. I haven’t got carrots.

Lesson 6. Seals eat ice cream.

1. 🎧 📖 Letter secrets. Listen, read, and answer:
What’s the common sound in each phrase? What letters stand for the sound?



Seals eat ice cream.



Can you see three green sweets in the sea?




2. Read the new words in pairs, and then with your class.



see



deep



a coral reef



an eel



beef



a seal



sea



in the sea



a dream



(in a) dream



bread



Great!

But:

3a. Look at the pictures (ex. 3b). What can you see? Who can you see? Что ты видишь? Кого ты видишь?

Model: 1. I can see three seals / a coral reef. The seals are in the sea. / The coral reef is blue and pink. ...

3b.  Listen, read, and answer: Who sees the dream? Кто видит сон?

Seals eat ice cream

Susie: Three seals are in the sea.
Can you see? Can you see?
Lucky: Yes, I can. I can see
three seals in the deep blue
sea.



Susie: Three seals and an eel are at a cafe “Dream” in a coral reef.

The little seal wants¹ ice cream,
The big seals and the eel want beef.

②



③



Lucky: They want ice cream and beef at the cafe “Dream” in a coral reef!

That’s funny, and it cannot be!

We can’t have cafes in the deep blue sea!

Susie: Three green sweets are in the sea.

They can swim! Can it be?

Lucky: Can sweets swim in the deep blue sea?!

No! That’s funny! And it cannot be!

④



¹wants – хочет



Susie: Look! I can see Pam and her family at a cafe “Dream”!

Pam’s got sweets and ice cream.

Her dad’s got bread and meat,

And her mum’s got a cake to eat.

Lucky: That’s great! That’s fine! I can see!


It’s Pam, her family, you, and me!

3c. Read together with a) your teacher; b) your group: group 1 – Susie, group 2 – Lucky, then exchange your roles.

4. Get ready in pairs, and then take part in a readers’ contest.

5a. 👤👤 Read the poem summary, find 3 mistakes, and correct them. Прочитайте краткое содержание стихотворения, найдите три ошибки и исправьте их.


1. The poem is about three seals, an eel, three green sweets, Pam, her dream, her family, Lucky, and Susie.
2. Three seals are in the sea.
3. Three seals and an eel are at a cafe “Dream” in a coral reef.
4. The little seal wants beef.
5. The big seals and the eel want ice cream.
6. The seals and the eel see three green sweets in the sea.
7. Lucky and Susie can see Pam and her family at a cafe “Dream”.
8. Pam’s got ice cream, her dad’s got bread and meat, and her mum’s got a cake.

5b.  In the poem summary (ex. 5a): 1) P1, read all the words with the letters “ee”; P2, follow and check; 2) P2, read all the words with the letters “ea”; P1, follow and check.

6.  Read and then write the pairs of rhyming words. Прочитай, а затем напиши пары рифмующихся слов.

seal	ice cream	beef
meat	eel	sweet
reef	dream	

Lesson 7. At Peter's cafe.

1a.  Listen, read, and answer: What does the chicken like? Что любит цыплёнок?

1



Welcome to the cafe! I've got fish, meat, tea, sausages and potatoes, bread and cheese. Boys and girls, come in, please!

Peter: Come in and sit down, please!

Chicken: Thank you, Peter.

Peter: Have some meat, please. Yummy. M-m-m.

Chicken: Meat! No, thank you. I don't like meat. Yuck!

2



3



Chicken: I like bread. Have you got bread?

Peter: Bread? Sure.

Peter: Your bread. Here you are. **4**

Chicken: Thank you.

Peter: Oops! I'm sorry.¹

Chicken: Don't worry.² It's OK.



1b. Read together with a) your teacher; b) your group: group 1 – Peter, group 2 – Chicken, then exchange your roles.

1c.  Read and number the sentences in the correct order.

Model. 1 – C.

- A. No, thank you. I don't like meat.
- B. Have you got bread?
- C. I've got fish, meat, tea, sausages and potatoes, bread and cheese.
- D. Sure. Your bread. Here you are.
- E. Come in and sit down, please!
- F. Have some meat, please.
- G. Thank you.










1d.  Act out the story. Use ex. 1c.


¹ I'm sorry. – Извини.

² Don't worry. – Не беспокойся.

2a. Look and answer: What has Peter got on the menu? Что у Питера в меню?

Model. He's got fish.

 Menu	
 Meat ... £4.00 ¹	 Bread ... £1.00
 Fish ... £3.00	 Cheese ... £2.00
 Sausages ... £3.00	 Tea ... £2.00
 Potatoes ... £1.00	 Coffee ... £2.00

2b.  Read, look at the menu, and count: How much is the bill? Сколько стоит заказ?

You: Hello!

Peter: Hi! Come in, please. Sit down.

You: Thank you. Fish and potatoes, please.

Peter: Have some cheese. It's yummy.

You: OK. Fish, cheese and potatoes.

Peter: And to drink?

You: Coffee, please.

Peter: OK.

Peter: Your fish, cheese, potatoes, and coffee.

You: Thank you.

2c.  Role-play "At the cafe".


¹ £ (фунт) – знак британской денежной единицы – pound: 1 pound, 2 pounds

3.  Draw and write your menu.

Lesson 8. Help the chicken.

1a.  Look, listen, and say the number of the picture.



1b.  Listen, read, and answer: Why does the chicken run away? Почему убегает цыплёнок?

1

Peter: Welcome to the cafe. Come in. Sit down, please.

Fox: Thank you.

2

Peter: Have some lemons, please.

Fox: No, thank you. I don't like lemons.

Peter: Have some apples, please.

Fox: Apples? No, thank you. I don't like apples.

Peter: Have some bananas, please.

Fox: Bananas? I don't like bananas, thank you.

3

Fox: I like chicken. Have you got chicken?

Peter: Chicken? Sorry, I haven't got chicken.

4

Fox: Oh, I see a chicken. Thank you, Peter. Goodbye!

Chicken: Oh, no! Help! Help!

1c. Read together with a) your teacher; b) your group: group 1 – Peter, group 2 – Fox, group 3 – Chicken, then exchange your roles.

1d.  Act out the story.

2a.  Role-play “Treat the fox”.

Pupil: Hello, Fox! How are you?

Fox: I'm hungry (голодная).

Pupil: Have some meat, please.

Fox: Thank you. I like meat.







Pupil: Have some bananas, please.

Fox: No, thank you. I don't like bananas.

2b.  Write your role-play “Treat the fox”.

Lesson 9. Getting ready for a picnic.

1. Make up the poem “Yummy, yummy” about you.
2. Get ready for a picnic. Go to the shop. Make up dialogues (see Lesson 5, ex. 4a).
3. Look, read, and guess what the sentences mean.

it	they
a sausage cheese tea	sausages eggs carrots
  	  
We eat it. We drink it.	We eat them.

4a.  Read and solve the riddles.

1. We drink it. It's brown. It's sweet¹.
2. We eat them. They're pink. They aren't sweet. Cats like them. Dogs like them.
3. We drink it. It's yellow. It's sweet.
4. We eat them. They're white and yellow.
5. It's got potatoes, carrots, meat, and water.
We eat it.

¹ sweet – сладкий

6. It's got sausages or meat, cucumbers, tomatoes, and cheese. We eat it.

4b. Make up your riddles. What have you got for the picnic? Что у тебя есть для пикника?




5. 💡 Do the project “A Picnic Basket”. Сделай проект «Корзина для пикника».

- Draw a basket with food on a separate sheet of paper. Нарисуй корзину с едой на отдельном листе бумаги.
- Write 3 riddles about the food in your basket (see ex. 4a). Напиши 3 загадки о еде в твоей корзине (см. упр. 4a).

Lesson 10. On a picnic.

1. 💡 Present your project.

- Put your picture on the board.
- Tell the class your riddles about the picnic foods in your basket.
- The class solves your riddles and chooses one picnic food from your basket for the class picnic.

2.  Talk to your classmate. Do you like or don't you like your class picnic? Тебе нравится или не нравится пикник твоего класса?

Model. I like cake. I don't like cheese.

3.   Play the "Picnic fun time" board game.



UNIT 6. My home.



Lesson 1. What's this?

1. Picture dictionary.

 a house	 a table	 a bookcase	 a chair
 a bed	 a sofa	 a carpet	 an armchair
			a flat

2a. Look, listen, and point to the pictures in ex. 1.

What's this? – It's a house.

What's this? – It's a table.

What's this? – It's a bookcase.

What's this? – It's a chair.

What's this? – It's a bed.


What's this? – It's a sofa.
What's this? – It's a carpet.
What's this? – It's an armchair.

2b. 🌸 Read and say the chant.

3a. 👤 Look and guess: What can you see in Peter's house? Что ты видишь в доме Питера?

Model. A: One. What's this?

B: It's a chair.



3b. 🎧 Listen and check your answers.

3c. 📝 Write about Peter's house.

Model. 1. It's a chair.

4. 👤 Talk to a British friend about your house.

Model. Mike (Liz): Have you got a table? / ...?

You: Yes, I have.

Mike (Liz): What colour?

You: I've got a brown table. /

Lesson 2. My room.

1. Picture dictionary.

 a mirror	 a lamp	 a computer
 a TV	 a telephone	 a desk

2. Letter secrets. Listen, read, and answer: What's the common sound in each phrase? What letters stand for the sound?



or

The brother likes the computer.



The sister likes the mirror.

3. Play "A guessing game".

Model 1. A: Have you got a sofa?

B: Yes, I have.

A: What colour?

B: Red.

A: Have you got an armchair?

B: No, I haven't.

A: Room number 2!

B: Right!


①



②



③




④



Model 2. A: I've got a red sofa and a green lamp.
I've got a yellow telephone and a green armchair. I've got a green carpet.

B: Room number 3.

A: Right!

4.  Write about your room. Напиши о своей комнате.

Model. I've got a brown bed. I haven't got a sofa.

a bed a sofa a table a bookcase a chair a lamp
an armchair a TV a computer a carpet

Lesson 3. Our classroom.

1.   Picture dictionary.



2a.  Look, listen, and point to the things in the classroom.

Point to the window.

Point to the door.

Point to the table.

Point to the floor.

Clap your hands together

One, two, three.



Turn around quickly.
What can you see?




I can see the window.
I can see the door.
I can see the table.
I can see the floor.



2b.  Read and sing the song.

3a. Look at Mike's classroom and count.

Model. A: How many desks? – B: 4 desks.



3b.  Play "A guessing game".

Model. A: It's brown. – B: Is it a desk?

A: No, it isn't. – B: Is it a bookcase?

A: Yes, it is.


3c.  Play “A memory game” about Mike’s classroom.

Model. **A:** They’ve got a bookcase. They’ve got a carpet.– **B:** Right! / Try again!

4. Look at the picture (ex. 3a), read, and complete the story with numbers.

Hi, Peter! Hello, Rose! Welcome to my classroom. Look. We’ve got ... desks and ... little chairs. They are grey. We’ve got ... big chair. We’ve got ... bookcase. It is brown. We’ve got ... blue sofa. We’ve got ... computers, but we haven’t got a TV. And we haven’t got a mirror. I like the carpet. It’s brown, blue and purple. This is my desk. Sit down, Peter! Sit down, Rose!


5a.  Speak about your classroom.

5b.  Write sentences about your classroom. Add numbers. Напиши предложения о своей классной комнате. Добавь цифры.


1. We’ve got ... desks and ... little chairs.
 2. We’ve got ... big chair(s). 3. We’ve got ... bookcase(s). 4. We’ve got ... sofa(s). / We haven’t got a sofa. 5. We’ve got ... computer(s). / We haven’t got a computer. 6. We’ve got ... TV(s). / We haven’t got a TV. 7. We’ve got ... mirror(s). / We haven’t got a mirror.

Lesson 4. Peter and Susie.

1. Picture dictionary.



2a. Listen and point to the pictures one by one.



2b.  Listen and point to the correct picture.


2c.  Read and match with the correct picture.

- A. Susie is in the room, too.
- B. Peter is on the bed.
- C. Susie is in the bag, too.
- D. Peter is in the room.
- E. Susie is under the desk, too.
- F. Peter is on the bookcase
- G. Peter is under the desk.
- H. Susie is on the bed, too.
- I. Peter is in the bag.
- J. Miaow! Susie is ... not on the bookcase!

2d.  Guess the picture.

Model. **A:** Where's Peter? – **B:** He's in the bag.

A: Picture 7. – **B:** Right!

3.  Play “The last sentence” game. What have you got in your classroom? Что есть в вашем классе?

Model. **A:** We've got a table in our classroom.

B: We've got desks in our classroom.

C: ...

we – our classroom

4. Play “A memory game”.

What have **you** / **we** got on **your** / **our** desk?

on the table? on the floor?
under the chair?

Model. I've / We've got books on **my** / **our** desk.

5. Write about the classroom.

The teacher's table is (1) on the floor. The desks are (2) ... the floor too. The chairs are (3) ... the desks. We've got books (4) ... the desks. We've got books (5) ... the bookcase. The computer is (6) ... the desk. The vase is (7) ... the table. We've got a green, yellow, and brown carpet (8) ... the floor. My classroom is nice.



Lesson 5. Where are my funny pets?

1a. 🎧 Look, listen, and point to the pictures.

Where's my little hare?

Look! Under the chair.

Where's my little fox?

Look! In the box.

Where's my little cat?

Look! On the bed.

Where's my little bear?

Look! On the chair.

Where's my English book?

It's here. Look!



1b. 👥 Read and say the chant.

2a. 👥 Look at the pictures and guess what it is.


Model. A: Number 1. What's this?

B: It's a lamp.

A: Where's the lamp?

B: It's on the table.


1



2



3



4



5



6



2b. 👤👤 Look at the pictures in ex. 2c and check your guesses.

Model. A: The lamp is on the table. – B: Right!

2c. 👤👤 Read and find 4 mistakes.



I like my room. It's beautiful. I've got a brown and purple bed, a purple sofa, a purple armchair and a purple chair. I've got a brown table and a pink lamp on the table. I've got a grey TV and a brown bookcase. The TV is on the bookcase. The carpet on the floor is green, purple, brown, and pink.

2d. 👤👤 Play "A memory game". Speak about the funny pets.

Model. A: The frog is on the bed.


B: Right!

2e.  Write the sentences. Where are the pets?
Где находятся домашние животные?

Model. 1. The cat is in the bookcase.

1. The cat is ... the bookcase.
2. The dog is ... the sofa.
3. The frog is ... the bed.
4. The rat is ... the armchair.
5. The rabbit is ... the table.

Lesson 6. Liz has got a new house.

1a.  Listen, read, and answer: Where do Liz and Mike hide? Где прячутся Майк и Лиз?

1



Mike: Is this your house, Liz?

Liz: Yes, it is.

Mike: Look! What's this? It's your bed!

Mike: Look! And a sofa! ... And a carpet on the sofa! And an armchair! ... And chairs!

Liz: We've got a new house!!!
Hooray!

2



Mike: Let's hide in the bookcase!
Dad: Liz! Mike! Where are you?
I can't see you.




Mike: Liz! Here! Come on!
Liz and Mike: Oh, no! Stop!
Stop! Help!!!

1b. Read together with a) your teacher; b) your group: group 1 – Mike, group 2 – Liz, group 3 – Dad, then exchange your roles.

2.  Play “Hide and seek”. Поиграйте в прятки.

Model. **A:** I am ... – **B:** Under the table.

A: No, I'm not. / Yes, I am. – **B:** ...

3a.  Role-play. Liz's room is in a mess. She asks her mum about her things.



Model. Liz: Where's my telephone?

Mum: It's on the floor.

Liz: Where are my apples?


Mum: They're in the bookcase.

3b. 👤👤 **Make true sentences about Liz's room.**

The telephone		on the floor.
The chairs		in the bookcase
Susie		on the bookcase.
The books	is	under the window.
The computer	are	on the floor.
The apples		on the desk.
The lamp		under the desk.
The carpet		on the bed.

4a. 👤👤 **Speak about the clean room.**

Model. The telephone is in the bookcase.



4b. ✍ Write the sentences about the clean room.
Напиши предложения об убранный комнате.



The chair is (1) under the desk. The computer is (2) ... the desk. The lamp is (3) ... the desk. The books are (4) ... the bookcase. The telephone is (5) ... the bookcase. The carpet is (6) ... the floor. Susie is (7) ... the carpet.

Lesson 7. Is it Liz's or Mike's room?

1. 👤👤 Compare new Liz's room with Mike's room.
How many differences can you find? Сколько отличий вы можете найти?

Model. A: Liz has got a white door.

B: Mike has got a brown door.



2a.  **Read and answer: Who is speaking? Кто говорит?**

I've got a big room. It's beautiful. I've got a brown bed. And I've got a brown table. I've got a big blue armchair and a blue bookcase. The door and the window are brown. I've got a blue and yellow carpet on the floor. I haven't got a computer. What a pity!¹ But I've got a big TV. I like my room!

2b.  **Play "A snowball game" about Mike's room.**

3a. **Read, find 5 mistakes, and correct the mistakes.**

Model. She hasn't got three grey chairs. She's got two grey chairs.

Liz has got a green bed and three grey chairs. She's got a purple desk and a blue lamp. The computer and the telephone are black. She's got a grey bookcase. The door and the window are brown. Liz has got a blue and yellow carpet. Her room is nice.

3b.  **Tell the correct story about Liz's room.**



¹ What a pity! – Как жаль!

4. Write the sentences.


Model. 1. I've got a desk in my room.

1. ivegotadeskinmyroom
2. thedeskisblue
3. ivegotbooksonthedesk
4. ivegotpensonthedesk
5. mycatisunderthechair

Lesson 8. Armchair, Carpet, and Char-the-Car.

1.   Letter secrets. Listen, read, and answer:
What's the common sound? What letters stand for the sound?

A carpet and an armchair are
in a car.



2. Read the new words in pairs, and then with your class.



a star



char



far



start

3a. Look at the pictures (ex. 3b). What can you see? Who can you see? Что ты видишь? Кого ты видишь?

Model. 1. I can see an armchair and a carpet.
They are in a black car. They can see a star. It's far.

3b.  Listen, read, and answer: Who flies to a far star? Кто летит к далёкой звезде?

An armchair and a carpet
are in a car.
They want to fly far
to a nice star.

1



2



Cook: Hello! I'm a cook¹.
My name's Sam.
Armchair, Carpet, and
Char-the-Car,
please, take me far to a
nice star.

¹ cook – повар; готовить (еду)

Char-the-Car: Oh, sorry, Cook named Sam.

We've got little place¹ in the car. We can't take you far to a nice star.



4

Please!



Cook: Please, take me, oh please!

I can cook on the far star for² Armchair, Carpet, and you, Char-the-Car.

Char-the-Car: OK. Armchair, can you take potatoes and cakes, carrots, apples, and jam? Carpet, can you sit under Sam?

5



6



Cook named Sam, Armchair, Carpet, and Char-the-Car are happy.

And they start far to a nice star.


¹ little place – мало места

² for (you) – для (тебя)

3c. Read together with a) your teacher; b) your group: group 1 – author, group 2 – Char-the-Car, group 3 – Cook, then exchange your roles.

4.  Get ready, and then perform at the Readers' Theatre.

5. Read the words with the letter “a” as in the words “acorn”, “apple”, and “car”.



Baby, dad, star, apples, potatoes, armchair, jam, rat, char, cat, snake, car, take, Pam, Kate, Dave, thanks, carpet, granny, cake, start, far, carrots, name, black.


6a.  Complete the words with the letters “ar” or the letter “a”. Read the words.

F... , c...ke, ch... , r...t, st... , c...t, j...m, t...ke, S...m, c... .

6b.  Write the pairs of rhyming words (ex. 6a) and read them. Напиши пары рифмующихся слов и прочитай их.

Lesson 9. Magic Town.

1a. 🎧 Listen and answer: Who is speaking? Кто говорит?



1b. 👤👤 Read and complete the stories.

1. Hello! My name's I've got a house. It's big. I've got a bed in my house. It's brown. I've got a grey TV, an orange desk and a yellow chair in my room. My computer is on the desk. I've got a brown bookcase. I've got great books in the bookcase. And I've got a table in my house. I like my house.

¹ Goldilocks – Златовласка

2. Hello! My name's I've got a little house. I've got a red bed, a red table and three orange chairs. I like my little house.

3. Hi! My name's I've got a house. It's big. I've got a sofa. It's blue and yellow. I've got a bookcase. It's big and brown. I've got a brown table and a blue armchair. I've got a brown bed. I've got a carpet on the floor. It's orange, brown, blue and pink. My house is nice.

2. 💡 Do the project “A house for my favourite character in Magic Town”. Сделай проект «Дом для моего любимого героя в Волшебном городе».



Lillebror Gingerbread Alyonushka Pippi Chipollino
Man

- Choose a character and draw a house for him or her. Выбери героя и нарисуй для него или неё дом.
- Write about the character's house. Напиши о доме этого героя.
- Be ready to present your project. Будь готов представить свой проект.

Lesson 10. Goldilocks.

1a. Look and answer (see ex. 2a): Who can you see in the pictures? What can you see in the pictures?
Кого ты видишь на картинках? Что ты видишь на картинках?

1b. Read the new words and the footnotes (сноски).

2a.  Listen, read, and answer: What does Goldilocks see? What does Goldilocks like?

Goldilocks: What a nice house! It's got two little windows and a big door.

1



2 a bowl a spoon



Goldilocks: Hello! Oh, a table and three chairs. I'm tired.¹
I want to sit a little.

Goldilocks: The big chair isn't good. The middle-sized² chair isn't good. The little chair is fine. I like it.

¹ I'm tired. – Я устала.

² middle-sized – среднего размера

Goldilocks: And what's this? Three bowls and three spoons. Oh, I'm hungry¹.

I don't like the soup in the big bowl. And I don't like the soup in the middle-sized bowl. I like the soup in the little bowl. Yum-yum!



Goldilocks: What's in this room? Three beds. Great! I want to sleep a little.² I can't climb the big bed. And I can't climb the middle-sized bed. But I can climb the little bed. I like it. And it's near³ the window.



¹ I'm hungry – я голодна

² I want to sleep a little. – Я хочу немножко поспать.

³ near – около

6



Mummy Bear: Look! What a mess¹!

Daddy Bear: Who's sat² on my big chair?

Mummy Bear: Who's sat on my middle-sized chair?

Little Bear: Who's sat on my little chair?
Where's my soup?

Daddy Bear: Who's slept³

in my big bed?

Mummy Bear: Who's slept
in my middle-sized bed?

Little Bear: Who's slept
in my ...? Look! A girl!

Goldilocks: Goodbye, bears!

7



2b. Read together with a) your teacher; b) your group: group 1 – Goldilocks, group 2 – Daddy Bear, group 3 – Mummy Bear, group 4 – Little Bear, then exchange your roles.

¹ What a mess! – Какой беспорядок!

² Who's sat...? – Кто сидел..?

³ Who's slept...? – Кто спал..?

2c.  **Perform at the Readers' Theatre.**

3. Read and number the sentences in the correct order.

Model. 1 – C.

- A. Goldilocks sits on the little chair.
- B. She likes the soup in the little bowl and eats it.
- C. Goldilocks sees a little house.
- D. She sees three bowls and spoons on the table.
- E. She sees a table and three chairs in the house.
- F. Three bears are in the house.
- G. Goldilocks runs away.
- H. Goldilocks sees three beds.
- I. She can climb the little bed.
- J. The Little Bear sees Goldilocks in his bed.












4.  **Act out the story.**

UNIT 7. In the lesson.



Lesson 1. I'm a pupil.

1. Picture dictionary.

 a school	 an exercise book	 a book	 a ruler
 a rubber	 a pencil case	 a teacher	 a pupil
 a pencil	 a pen	 a bag	

2a. Look, listen, and point to the pictures.

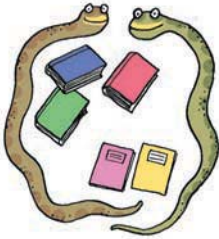
Black, black, a black bag.
Red, red, a red ruler.
Grey, grey, a grey rubber.
And a pink pencil case.



2b. 👤👤 Read and say the chant.

3. 👤👤 Count and say what the animals have got.

Model. They've got a red book, a green book, and a blue book. They've got three books.



3 books (-s = "s")



4 pens (-s = "z")



2 pencil cases
(-es = "iz")

4a. 👤👤 Describe and guess a picture.

Model. A: I can see a grey rubber, a green pen, a black ruler, a blue pencil case.

B: Picture A.

(A)



(B)



(C)



4b. 🎧 Listen and guess: Which bag has Liz got?
Какой портфель у Лиз?

4c. Read and guess: Which bag has Alesya got?
Какой портфель у Алеси?

Hello! My name's Alesya. This is my bag. I've got a blue pencil case. I've got a purple pen. I've got six pencils. I've got a white ruler. I've got a grey rubber. I'm a pupil! I'm happy! I like school!



5. 🌐 Grammar secret.

I'm **a pupil**. I've got **a** white **ruler**. I'm happy.

6. 👥 Speak about your bag. Listen to your classmates and count school things. Who has got the biggest bag? У кого самый большой портфель?

7. 📝 Look and write about Liz and Mike.

Model. She's got a red book.
He's got a red pen.



Lesson 2. Can you give me a pencil?

1a. 🎧 Listen, read, and answer: Who's got the school things? У кого школьные принадлежности?

Mike: Liz, I haven't got a pen. I haven't got a pencil. I haven't got a ruler. And I haven't got a rubber. Where's my pen? Where's my pencil? Where's my ruler? Where's my rubber?



Liz: Mike, look at Peter! He's got your pen and your pencil! And he's got your ruler and your rubber!

Mike: Peter, have you got my pen?

Peter: Yes! ... No, I haven't.

1b. 👥 Read the story together, then read your role.

1c. 👥 Act out the story.

2a. 🎧 Look, listen, and point to the pictures.

- Can you give me a pencil?
- A pencil?



- Yes, a pencil.
- Sure, here you are.
- Thank you, thank you.

- Can you give me a ruler?
- A ruler?
- Yes, a ruler.
- I haven't got a ruler. I'm sorry. I'm sorry.
- Don't worry. It's OK.



2b. 🌸 Read and say the chant.

3. 🌐 Grammar secret.

Can you give me a pencil?
Can you help me, please?





4. 👤 Role-play the school talk (see ex. 2a).

5. 📝 Look and write: What does Rose say? Что говорит Роуз?

Model. I've got four pens.



Lesson 3. Cute is a pupil.

1a.   Letter secrets. Listen, read, and answer: What's the common sound in the phrase? What letter stands for the sound?

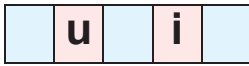
Cute is a pupil.

But: ruler, blue, Susie.

u



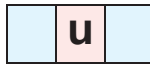
p u p i l



computer
cucumber

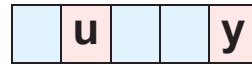


r u n





fun


p u p p y



funny under
jump rubber

1b.   Letter secrets. Listen, read, and answer: What's the common sound in each phrase? Look and guess why the letter Ee stands for different sounds.

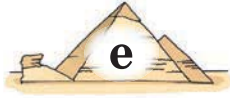
He's Peter, she's Eva.




Ten pencils are in the pencil case.




e



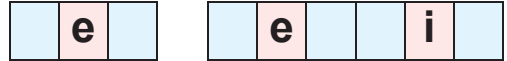
P e t e r



Steve
Eva
he



p e n p e n c i l



ten
red
egg

2a. 👤👤 Read the new words.



use the computer



the sun



lunch

Cute

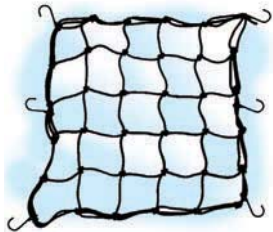
Jenna




a plum



Leo



a net

2b.  Listen, read, and answer: Why is Chuck an unusual puppy? Почему Чак необычный щенок?

1. Chuck is a puppy. His sisters Jenna and Cute are pupils. His brother Leo is a pupil, too. Chuck isn't a pupil. He can run and jump but he can't read. He can't use the computer.



2. "Mum, I want to go to school. School is fun!" Chuck is a pupil. He's got a bag, a pen, ten pencils, a ruler, and a rubber. He runs to school.



3. Suddenly¹ Chuck sees a plum tree. He's hungry. Lunch time! He sits under the tree and eats some blue plums. He likes them very much. Yummy!

4. Chuck looks at the sun: "Oh, no! I'm late!" He jumps up and runs. Oh, he can't see the net! He's stuck! ²

"Help! Help!"

¹ Suddenly – Вдруг

² He's stuck! – Он застрял!



5. Jenna, Cute and Leo run to Chuck and help him get out of¹ the net.

“Thank you very much!”

2c.   Read aloud in pauses. Listen and check.

2d.  Perform at the Readers' Theatre.

2e.  True or false?

Model. 1 – F.

1. Chuck has got three sisters.
2. He can run and jump.
3. He can use the computer.
4. He's got ten pens.
5. Chuck sits under the plum tree.
6. Chuck likes the red plums.

3.  Complete the sentences about you.

1. I've got ... pens and ... pencils.
2. I've got a ... ruler and a ... rubber.
3. I can run and
4. I ... use the computer.
5. I help my

¹ get out of – выбраться из

Lesson 4. Is it near the board?

1a. 🎧 Listen and point to the correct picture.

Put¹ your pencil in the bag!
In the bag, in the bag!
Put your pencil in the bag!
Put it in the bag!



Take² your bag and go to school!
Go to school, go to school!
Take your bag and go to school!
Say goodbye to Mum!

1b. 👥 Read and say the chant.

2. 👥 🖨️ Picture dictionary.

a chair

a desk



near



the board

¹ Put – Положи

² Take – Возьми

3a.  Listen, look, and answer: Who's the new pupil? Кто новый ученик?



1. Look! A rat is in the bag!

2. It's on the table!



3. It's under the table!



4. It's near the table!




5. Mrs Read: Ah! What's this?
Oh, it's you, Rose.
Mike: We've got a new pupil!




3b.  Read and answer: Where's Rose? Где Роуз?

3c.  Choose a role and read the story.

4a.  Speak to your classmate. Where are Nikita's school things? Где находятся школьные принадлежности Никиты?

Model. A: Where's the pencil case?

B: It's on the desk.



4b. Play “A guessing game”. What is it?

Is it
 on the desk?
 in the bag?
 under the desk?
 on the board?
 on the chair?
 near the chair?
 near the bookcase?

Yes, it is.
 No, it isn't.

It's a ...!

5. Write 5 sentences.

Model. 1. The pencil is on the bag.

1




2




3




4



5



6



Lesson 5. In the classroom.

1. 🎧 🌸 Listen and sing the song.

I'm a pupil,
You're a pupil,
He's a pupil, too.

She's a pupil,
We're pupils,
They're pupils, too.

2. 📖 Grammar secret.

I'm = I **am**
You're = You **are**
He's = He **is**
She's = She **is**
It's = It **is**

We're = We **are**
You're = You **are**
They're = They **are**

3. 👤 Fill in am / is / are.

My name (1) ... Mrs Read. I (2) ... a teacher.
This (3) ... my school. It (4) ... very big. I've got
twenty pupils in my class.
They (5) ... nice.



I (6) ... Mike and this (7) ...
Liz. We (8) ... pupils.
We like school. It (9) ...
great! We (10) ... happy.

4a. 👤👤 Liz and Mike draw a funny classroom. Match the questions to the answers.

Model. 1 – C.

1. Where's the mirror?
2. Where's Liz?
3. Where are the books?
4. Where are the chairs?

- A. They're on the desks.
- B. She's in the bookcase.
- C. It's on the board.
- D. They're near the door.




4b. 👤👤 Ask and answer more questions.

4c. 👤👤 Play “A memory game”. Describe the classroom.

Model. **A** (closes the eyes): The board **is** on the wall. The exercise books **are** on the floor.


B: Yes! / No! Right! / Try again!

the board the exercise books
 the chairs the books
 the bookcase the mirror the pupils
 the teacher Liz Mike

5a.  **Speak about your classroom. Who will say the last sentence? Кто скажет последнее предложение?**

Model. The teacher is near the board. The books are on the desks.

The teacher		on the chairs.
The pupils		on the desks.
The books		near the window.
The bookcase	is	near the door.
The board	are	on the floor.
The desks		near the board.
The mirror		near the desks.
The bags		in the bookcase.


5b.  **Write about your classroom and your school things.**


Model. The teacher is near the board. My desk is near the wall. My pen is on the desk. My books are in the bag. ...

Lesson 6. At the rat school.

1a.  **Look at the picture (ex. 1b) and speak about it.**

Model. One rat is under the desk.
The pencils are on the desks.

1b.  Listen, read, and answer: Why do the rats run away? Почему крысы убегают?



Liz: Look! What's this?

Mike: What can you see?

Liz: I can see desks: one, two, three ... six desks.

Mike: I can see exercise books and pencils on the desks.

Liz: I can see a bookcase near the window.

Mike: I can see a big rat near the board!

Liz: The rat is the teacher! Oh, it's a school!

Mike: Let me see. One rat, two, three... One rat is under the desk. One rat is in the bag. One rat is near the door.

Teacher: Hello, pupils!

Rats: Hello!

Teacher: Look at the board. Say the letters:
C-A-T.

Rats: C-A-T.

Teacher: Good. What's this?

Cat: Miaow!

Rats: Can we go out, please?

Teacher: Yes, please. It's a cat! Run!

1c.  **Choose a role and read the story.**

1d.  **Who is speaking?**

1. Hello, pupils!
2. The rat is the teacher!
3. I can see exercise books and pencils on the desks.
4. Look at the board.
5. One rat is under the desk.
6. It's a cat! Run!
7. Oh, it's a school!
8. Say the letters: C-A-T.
9. I can see desks.
10. One rat is near the door.

1e.  **Act out the story.**











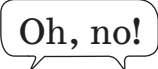
2.  Look at the rat school. Complete and write the sentences.

Model. 1. The teacher is near the board.

1. The teacher is
2. The exercise books are
3. The bookcase is
4. The cat is
5. The pencils are
6. The desks are
7. The board is

Lesson 7. School rules.

1a.  Listen and do.


			
			
			



1b.  Read and say the chant.

2a. 👤👤 Look, read, and complete the sentences.

1. Don't sleep, Ted!
2. Don't ..., Liz!
3. Don't jump, ...!
4. Don't run, ...!
5. Don't hide, ...!
6. Don't ..., Mike!



2b. 🎧 Listen and check.

3. 🌐 Grammar secret.


Open the book! **Don't run!**

4a. 👤👤 Read and match the sentences to the pictures.

Model. 1 – H.

1. Go to the table.
2. Take a pen.
3. Write “school” in your exercise book.
4. Put the pen in your bag.

5. Go to the board.
6. Draw a cat on the board.
7. Open the door.
8. Close the door.



4b. 👤👤 Look at the pictures in ex. 4a and tell your classmates to do it.

5a. 👤👤 Can you speak English in your English lesson? Match the questions with the answers.

<ol style="list-style-type: none"> 1. I'm sorry I'm late. Can I go to my seat? 2. Can you help me, please? 3. Can you give me a pen, please? 4. Can I go out? 	<ol style="list-style-type: none"> A. Sure, here you are. B. Yes, please. C. Yes, please. D. Sure. What's the problem?
---------------------------------------------------------------------------------------------------------------------------------------------------------------------------------------------------------	------------------------------------------------------------------------------------------------------------------------------------------------------------------

5b.   Listen and repeat.

5c.  Close your books and act out.



6a.  Play “The last sentence” game. What do you do in the lessons? Что вы делаете на уроках?

Model. We read in the lessons.

run swim read play speak draw write jump
dance sing hide listen to eat drink fly

6b.  Write 5 sentences about your lessons.

Lesson 8. Ron and Bonny.

1.   Letter secrets. Listen, read, and answer: What’s the common sound in each phrase? What letters stand for the sounds?

Look! A cook is on the book.



A cool room is in the school.


oo



look
cook
good



cool
room
school



A door is on the floor.



2a. 👤👤 Look at the picture. Choose the words and complete the story.

Hello! My name's Ron. I'm a (1. cook / book). I've got a (2. fox / dog), Bonny. She's a (3. long / good) dog. We're at (4. home / school). Look! Bonny is in the (5. room / bookcase). She's on the (6. door / floor).



“Ding-dong!” says the doorbell.
Is it my brother Joe? No.

Is it my sister Lolly? No.
Is it my friend Mr Brook? No.

“Bonny, (7. go / stop) to the door! Open (8. the floor / the door)!”



“Woof! Woof!” What’s this? Bonny sees a (9. nose / box) and stops. The box is on the (10. floor / room).

“Bonny, (11. open / close) the box!”


Bonny opens (12. the door / the box). Wow! She sees hot (13. frogs / dogs). She likes hot dogs. Yummy!

“Bonny! (14. Stop! / Open!) Don’t eat the (15. book / box!)”

2b. 🎧 👤 Read aloud in pauses. Listen and check.

2c. 👥 Perform at the Readers’ Theatre.

3. Play the board game.

START	②	③	④
Stand up.	Go to number 3.	Read 'Ron and Bonny'.	Go to the board. Draw a bag.
① 	⑧	⑦	⑤ Go to the window.
Count from 1 to 20.	Write 'a pen'.	Read 'Chuck the Puppy'.	Go to number 7.
Speak about your English lesson.	⑩	⑬ 	⑥
Go to the door. Open the door.	Sing a song.	Speak about your pencil case.	Jump to the door.
⑪ 	⑱	⑮	⑮ Count from 10 to 1.
Say a chant.	Write 'a pencil'.	Speak about your bag.	Run to the board.
FINISH			⑯

Lesson 9. I'm in class 3 "A".

1. 👤👤 Play "A guessing game". A: Choose a pencil case and speak about it. B: Listen and guess the pencil case.

Model. A: I've got a yellow ruler. I've got five pencils. I've got a blue pen.

B: Number five!



2a. Read Mike's project "I'm a pupil" and answer: What is the mistake in the picture? Какая ошибка на картинке?

Hi! My name's Mike. I'm eight. I'm a pupil. I'm in class 3 "A". I can read. I can write. I can speak English.

I've got a bag. It's blue. I've got a pink pencil case. I've got two pens, a purple pen and a green pen.



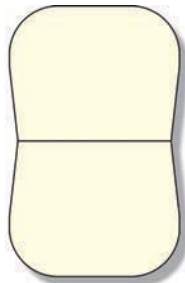
I've got ten pencils. I've got a grey rubber and a red ruler. I like school!

2b. 👤 Answer the questions.

1. How old is Mike? 2. What class is he in?
3. What can he do? 4. What colour is his bag?
5. How many pens has he got? 6. How many pencils has he got? 7. What colour is his rubber?

3. 💡 Do the project "I'm a pupil". Сделай проект «Я – ученик».


- Draw your bag and pencil case. Нарисуй свой портфель и пенал.
- Write about you. Напиши о себе.
- Be ready to present your project. Будь готов представить свой проект.



Help box

I'm
My name's
I can
I've got
I like

Lesson 10. Animal school.

1a.  Look, listen, and answer: What does Frog give to his friends? Is Frog a good pupil? Что лягушонок даёт друзьям? Он хороший ученик?

1



Frog: Hooray! I'm a pupil! I can read, I can write, I can draw.

Animals: What have you got?

Frog: I've got a pen, a pencil, a ruler and a rubber.

Monkey: Hello!

Frog: Hi!

Monkey: I haven't got a pen. Can you give me a pen, please?

Frog: Sure, here you are.

Monkey: Thank you.

2



3



Rabbit: Hi!

Frog: Hello!

Rabbit: I haven't got a ruler. Can you give me a ruler, please?

Frog: Sure, here you are.

Rabbit: Thank you.

Snake: S-s-s. Hello, Frog! I haven't got a pencil. Can you give me a pencil, please?

4



Frog: Sure, here you are.

Snake: Thank you.

Bee: Z-z-z. I haven't got a rubber.
Can you give me a rubber, please?

Frog: Sure, here you are.

Bee: Thank you.

5



6



Teacher: Hello, pupils! Sit down.
Open your exercise books. Take
your pencils and draw your school.

Frog: Oh, I haven't got a pencil.
I haven't got a pen. I haven't got
a ruler. I haven't got a rubber.

Monkey: Hello, Frog! Here's your pen. Thank
you very much.

Rabbit: Here's your ruler. Thank you very much.

Snake: Here's your pencil. Thank you very much.

Bee: Here's your rubber. Thank you very much.


Monkey: Here's a banana.


Frog: Thank you very much!

7



1b.  Listen and point to the pictures.

1c.  Read and match the pictures to the sentences. Who says it? Кто это говорит?



1. I haven't got a rubber.
2. Here's a banana.
3. Can you give me a pencil, please?
4. Here's your ruler.
5. Take your pencils and draw your school.
6. Sure, here you are.
7. Thank you very much.

2.  Read the story together, then read your role: Frog, Monkey, Rabbit, Snake, Bee, Teacher.

3.  Act out the story.

4.  Write about the animals from the story.










Model. 1. The rabbit has got a ruler **but** he hasn't got a rubber.

UNIT 8. Seasons.



Lesson 1. The Time Machine.

1. Picture dictionary.

sunny 	hot 	warm 	cold 
cloudy 	foggy 	windy 	
rainy 	snowy 		

2a. Listen, read, and answer: What's the weather like? Why? Какая погода? Почему?

Mike: Hi, Liz! Let's go for a walk.

Liz: OK. It's sunny!

Mike: Yes, it's hot.

1



2



Liz: It isn't hot. It's warm.
Mike: And it's cloudy.

3



Liz: Oh, it's rainy.
Mike: Yes, it is. And it's windy.

4



Liz: Br-r-r! It's cold.
Mike: Wow, it's snowy!

5



Liz: It's foggy. I can't see you.
Mike: I'm here. Look!

6



Liz: What's this?
Mike: It's a Time Machine!
All: Peter! Don't touch¹ it!


2b. Read together with a) your teacher; b) your group: group 1 – Mike, group 2 – Liz, then exchange your roles.

¹ Don't touch – Не трогай

3.  Grammar secret.

It's warm. **It's** cold.

4a.  Listen, look, and point to the correct picture.



4b.  Read and guess the country.



1. It's cloudy and snowy. It's cold. It's -3 in
2. It's sunny and cloudy. It's warm. It's 19 in
3. It's snowy and windy. It's very cold. It's -16 in
4. It's cold and snowy. It's -12 in

5. It's warm and rainy. It's foggy. It's 13 in
6. It's cold. It's cloudy and rainy. It's 7 in
7. It's hot and sunny. It's 28 in

4c.  **Make up your weather forecast for different countries. Составь свой прогноз погоды для разных стран.**

5.  **Write about the weather in the pictures.**

Model. 1. It's warm.



Lesson 2. What's the weather like today?¹

1a. 🎧 Look, listen, and point to the pictures.

What's the weather like today?

Is it sunny?

Yes, it is. It's very hot.



What's the weather like today?

Is it windy?

No, it isn't. But it's very cold.

1b. 👥 Read and say the chant.

2. 📖 Grammar secret.

It's sunny. = It **is** sunny.

Is it sunny? – Yes, it **is**. / No, it **isn't**.

It **isn't** sunny. = It **is not** sunny.

it's = it is

isn't = is not

3. 👥 Play "A guessing game". Use flash cards.

Model. A: Is it windy?

B: No, it isn't.

A: Is it foggy?

B: Yes, it is.



¹ What's the weather like today? – Какая сегодня погода?

4. 👤👤 Choose and read the sentences about the picture.

1. It's warm. / It isn't warm.
2. It's sunny. / It isn't sunny.
3. It's windy. / It isn't windy.
4. It's rainy. / It isn't rainy.
5. I go for a walk. I see a cat.



- It's big. / It isn't big.
6. It's a little kitten. / It isn't a little kitten.
 7. It's grey. / It isn't grey.
 8. I like it. It's nice. / It isn't nice.

5. 👤👤 Look outside. What's the weather like today?

6. 📝 Look at the pictures. Correct the mistakes and write the sentences.

Model. 1. It isn't hot. It's cold.

1. It's hot.
2. It's foggy.
3. It's warm.
4. It's cloudy.
5. It's windy.
6. It's cold.



Lesson 3. Autumn, winter, spring, and summer.

1. Picture dictionary.

Seasons



2a. Look, listen, and point to the pictures.

Spring is green,
Summer is bright,
Autumn is yellow,
Winter is white.



2b. Read and say the chant.

3a. Listen, read, and answer: What season does Liz like? Какая пора года нравится Лиз?

Liz: Oh! It's rainy and foggy.
It's cold.

Mike: It's autumn.

1



Liz: I don't like autumn.
Let's fly away.¹

2



Liz: It's snowy. Brr... it's very cold.

Mike: It's winter.

Liz: I don't like winter.
Let's fly away.

Liz: It's warm. It's windy.

Mike: It's spring.

Liz: I don't like spring.
Let's fly away.

3



4



Liz: It's hot.

It's sunny. Oh! I like it!

Mike: It's summer. Let's swim!

Liz: Look! Crocodiles! Let's fly away!

3b. Read together with a) your teacher; b) your group: group 1 – Mike, group 2 – Liz, then exchange your roles.

4.  Speak about your favourite seasons.

Model. I like autumn. It's beautiful. But I don't like winter. It's cold and snowy.

¹ Let's fly away. – Давай улетим.

5a. Read and guess: What season is it? Какая это пора года?

It's rainy. It's foggy. It's cloudy.
It's windy. It's ...

5b. 👤👤 Make up your riddle about a season.

6. 📝 Write the words.

Model. Spring, ...

Spring) cold snow summer winter rainy autumn hot


Lesson 4. I can fly in the sky.

1. 🎧🌐 Letter secrets. Listen, read, and answer: What's the common sound in each phrase? Look and guess why the letter Yy stands for different sounds.

I can fly. Bye-bye!



It's cloudy and rainy.



y



m y

y

fly
sky
bye



c l o u d y

o u y

rainy
windy
snowy

Yes

y e s

y e

yellow
yummy
you

2. 🎧 🌐 Letter secrets. Listen, read, and answer: What's the common sound? What letters stand for the sound?

A mouse is on the cloud.
But: soup



3a. 👤 👤 Read the words.



cry



sky

3b. 🎧 Listen, read, and answer: Why is the mouse funny? Почему мышонок смешной?



1. Bounty is a little mouse. She's got a little house. Her house is good. Look! It's cloudy and rainy. Bounty sees two yellow ducks, Polly and Molly.

– You're lucky! You can fly but I can't. I'm not happy. Can you help me to fly?

– Yes, we can. Don't cry! But it's rainy. Let's fly on a sunny day.

2. Day 1. It's rainy. Don't cry, Bounty!

Day 2. It's rainy and windy. Don't cry, Bounty!

Day 3. It's rainy, windy, and cloudy. Don't cry, Bounty!

Day 4. It's rainy, windy, cloudy, and foggy. Don't cry, Bounty!

Day 5. It's rainy, windy, cloudy, and cold. Don't cry, Bounty!

3. Day 6. Bounty looks at the sky. It isn't rainy. It isn't windy. It isn't cloudy. It isn't foggy. It isn't cold. It's sunny!

– Polly! Molly! Look at the sky! It's sunny!





4. – OK, let's fly!
Bounty puts a stick into her mouth. Polly and Molly take the stick and ... they fly! Look! Bounty is in the sky!

She's happy! She opens her mouth.

– I can fly! Goodbye!

– Goodbye, Bounty! You're funny!

3c.   Read the story in pauses. Listen and check.

3d.  Perform at the Readers' Theatre.

3e. Put the sentences in the correct order.

Model. 1 – E.

- A. Polly and Molly are yellow ducks.
- B. Goodbye, Bounty!
- C. Bounty is in the sky. She's happy!
- D. It's sunny. They can fly!
- E. Bounty is a little mouse.
- F. The little mouse wants to fly to the sky.
- G. Polly and Molly can help Bounty to fly.
- H. It's cloudy and rainy. They can't fly!
- I. Bounty opens her mouth.

Lesson 5. We can ski in winter.

1. Picture dictionary.

		
play football	play volleyball	play tennis
		
play ice hockey	play badminton	play basketball
		
play snowballs	skate	ski

2a. Read and match the pictures to the sentences. What are the children's names?

Model. Number 1 is Pat. She can play volleyball.


David can play football.

Pat can play volleyball.

Nick can play badminton.

①





Sam can play snowballs.
 Ben can play basketball.
 Nelly can play tennis.
 Fred can skate.
 Kitty can ski.
 Harry can play ice hockey.



2b. 🎧 Listen and check.

2c. 👤👤 Play “A guessing game”.

Model. A: Can you ski?
 B: No, I can't.
 A: Can you play tennis?
 B: Yes, I can.
 A: You're Nelly.
 B: Right.

3. 🧑🧑 Play “The last sentence” game.

Model. I can ski in winter.

I can	ski	in summer.
	swim	in autumn.
	play basketball	in winter.
	play ice hockey	in spring.

4. Look and answer: What can they do? What can you do? Что они умеют делать? Что ты умеешь делать?

Model. 1. They can play snowballs.

2. She can skate.



5a. 🧑🧑 Look at the chart (p. 100) and make up sentences. Use and, or, but. What sports do the girls like? What sports do the boys like?

Model. Liz can skate **and** play volleyball.

She can't play football **or** ice hockey.

Mike can play football **but** he can't play ice hockey.

	Liz	Eva	Mike	Ben
	✓	✓	✗	
				✗
	✓	✗		✗
		✗	✓	
	✗		✓	✓
	✗		✗	✓

5b.  Write true sentences about your family. Use **and**, **or**, **but**.

I My mum My dad My sister
My brother My granny My grandad My pet

Lesson 6. What can you do in spring?

1a. 🎧 Look, listen, and point to the pictures.

What can you do in spring?

What can you do?

What can you do?

I can dance and sing. And you?



What can you do in summer?

What can you do?

What can you do?

I can swim. And you?

What can you do in autumn?

What can you do?

What can you do?

I can go for a walk. And you?



What can you do in winter?

What can you do?

What can you do?

I can skate and ski. And you?

1b. 👥 Read and say the chant.

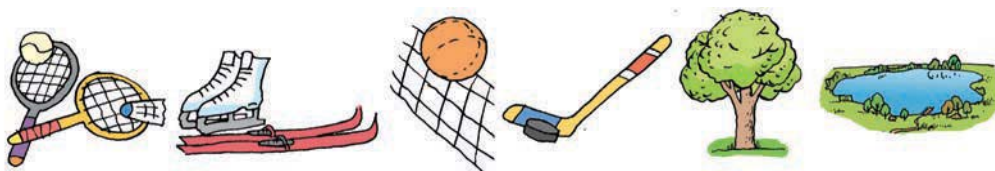
2. 🌐 Grammar secret.

What **can** you do in winter? – I **can** skate in winter.

3. 👤👤 Look and speak about seasons.

Model. A: What can you do in summer?

B: I can play badminton in summer.



4. 👤👤 Read and correct three mistakes.

1. It's summer. It's hot and snowy. We can swim in summer.
2. I like autumn. It's windy and rainy. We can play snowballs in autumn.
3. I like spring. It's warm and sunny. We can ski and skate in spring.



**5. 👤👤 Speak about you. What seasons do you like?
Какие времена года ты любишь?**


Model. I like winter. It's cold and snowy. I can play ice hockey in winter. I can ski and play snowballs.

6.  Write: What do they say? Что они говорят?

Model. 1. I like autumn. I can play football in autumn.



Lesson 7. Can you play ice hockey?

1.   Letter secrets. Listen, read, and answer: What's the common sound? What letters stand for the sound?

A black chicken can play ice hockey.



2a.  Read the words.



backpack



hockey stick



rock



clock



brick



snack



breadstick

2b. 🎧 Listen, read, and answer: Which picture is the odd one? Какая картинка лишняя?



This is Mrs Tuck. She says: “Cluck! Cluck! Cluck!”

She’s got two chicks, Rick and Nick.

“Hello, Rick!”, says his big Brother Nick.

“Take this backpack.”

“Is it a snack?”

“No, it’s a puck. And a hockey stick.”

Rick is happy. “Thanks, Brother Nick!”

He plays ice hockey near the rock.



He plays ice hockey round the clock¹.

¹ round the clock – круглые сутки

“Tick-tock! Tick-tock!” says the clock.
Rick sits on the bricks and eats some breadsticks.


2c.   Read in pauses. Listen and check.

2d.  Perform at the Readers’ Theatre.

3.   Letter secrets. Listen, read, and answer:
What’s the common sound? What letters stand for the sound?

I sing in spring “Ding-dong!
Ding-ding!”



4a.  Listen, read, and answer: What can the king do? Что умеет делать король?

This is a king (король). He’s got a ring (кольцо).
He goes to Hong Kong to play ping-pong¹.
His way is long.² He sings a song.
Bluebells sing along³: “Ding-dong! Ding-dong!”
When the king sings, he gets two wings (крылья).

¹ ping-pong – настольный теннис

² His way is long. – Путь его долгий.

³ Bluebells sing along – Колокольчики подпевают

His wings are strong¹. He can fly to Hong Kong!
What a beautiful thing² – bluebells in spring!
“Ding-dong! Ding-ding!” they sing to the king.



4b. 🎧 👤 Read the poem in pauses. Listen and check.

4c. 👥 Perform at the Readers' Theatre.

Lesson 8. Let's play football.

1a. 🎧 Look, listen, and point to the pictures.

It's a hot summer day³.
Let me see⁴, let me see.
We can swim, we can run,
You and me, you and me.



¹ strong – сильные

² What a beautiful thing – Какая красота

³ day – день

⁴ Let me see – Дай подумать

It's a foggy autumn day.
Let me see, let me see.
We can play, we can hide,
You and me, you and me.



It's a cold winter day.
Let me see, let me see.
We can skate, we can ski,
You and me, you and me.

It's a windy spring day.
Let me see, let me see.
We can dance, we can sing,
You and me, you and me.



1b. 🧑🧑 Read and then sing the song.

2a. 🎧 Listen, read, and answer: What does Liz like? Что нравится Лиз?

Mike: Hi, Liz!
Liz: Hi, Mike.
Mike: How are you?
Liz: I'm sad¹.



¹ sad – грустная

Mike: Let's play volleyball.

Liz: M-m-m...

Mike: Let's play football.

Liz: No, thank you. I don't like football.

Mike: Let's go for a walk.

Liz: Sorry, I can't.

Mike: Let's have some ice cream.

Liz: That's a good idea!¹
I like ice cream!



2b. Read together with a) your teacher; b) your group: group 1 – Mike, group 2 – Liz, then exchange your roles.

3. Role-play “Let’s play!”

Model. **A:** It's warm and sunny. Let's play tennis!

B: No, thank you.

A: Let's go for a walk!

B: That's a good idea!

A: It's ... (hot, sunny, warm, windy, foggy, rainy, snowy, cloudy, cold). Let's ... (read a book! play football! play snowballs! draw! go for a walk! dance!)

¹ That's a good idea! – Это хорошая идея!


B: Sorry, I can't. No, thank you. / That's a good idea! OK.

4.  **Write the sentences.**

Model. 1. It's snowy. Let's go for a walk!

1. Itssnowyletsgoforawalk
2. Itshotletsswim
3. Itswarmletspplaybadminton
4. Itscoldletspplayicehockey
5. Itssunnyletsgoforawalk

Lesson 9. What's your favourite season?

1a.  **Look and say: What can Peter do in spring, summer, autumn, and winter? Что Питер может делать весной, летом, осенью и зимой?**



1b. Read and check.

Spring. In spring it's warm and sunny. I can go for a walk and play football in spring.

Summer. In summer it's hot and sunny. I don't go to school. I can swim in summer.

Autumn. In autumn it's cloudy, foggy, and rainy. I like the trees in autumn. They're red, yellow, and brown. I can go for a walk.

Winter. In winter it's cold and windy. I can ski. We have Christmas¹ in winter. It's fun!

My favourite season is summer.

1c. Listen and answer: What mistake does Peter make? Какую ошибку сделал Питер?

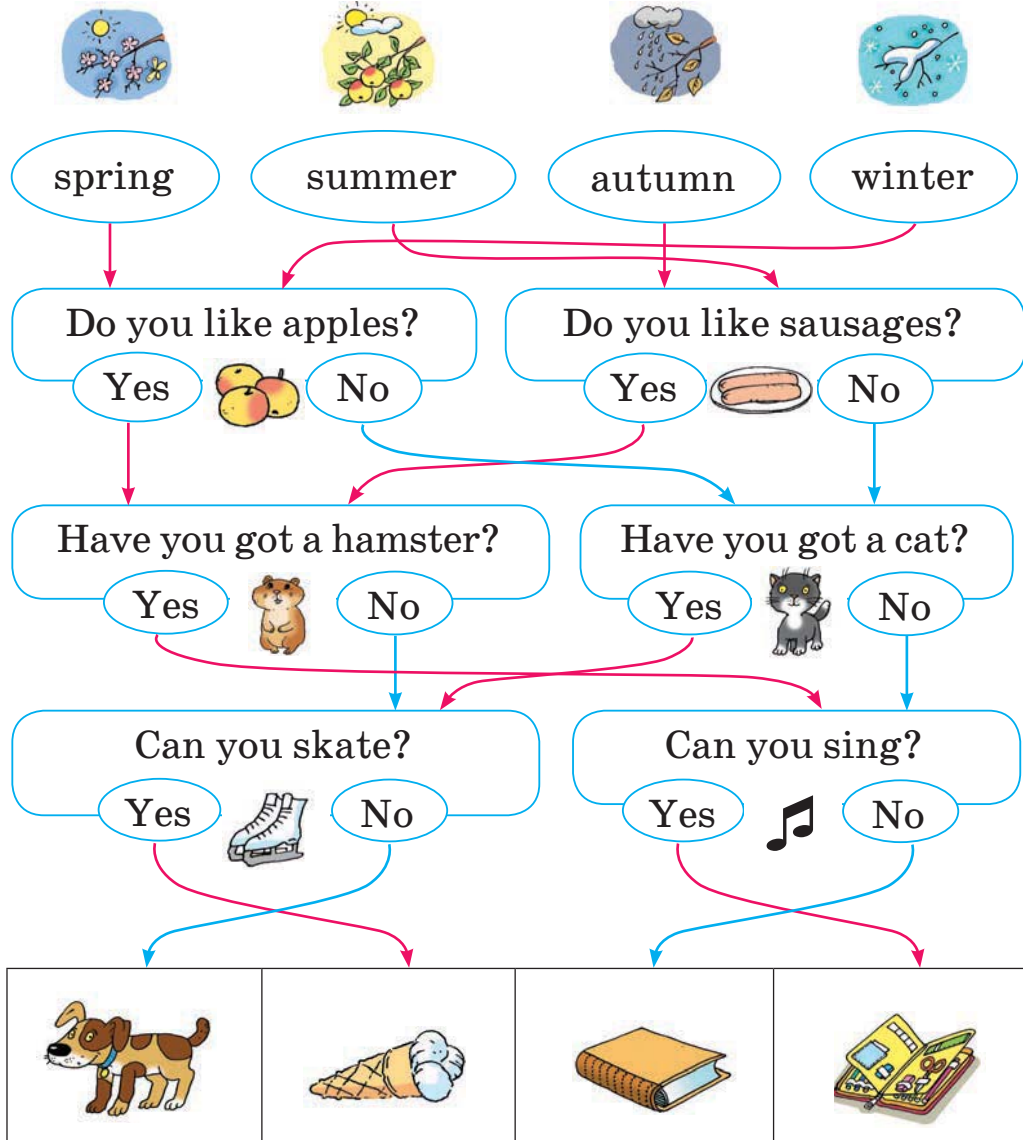
2. Do the project "My seasons tree". Сделай проект «Дерево сезонов».

- Draw your own seasons tree. Нарисуй своё дерево сезонов.
- Write about every season. Напиши о каждой поре года.
- Be ready to present your project. Будь готов представить свой проект.

¹Christmas – Рождество

3. Play the board game.

What's your favourite season?



Lesson 10. The Ugly Duckling.

1. Look (ex. 2) and answer: What seasons can you see in the pictures? What's the weather like?
Какие времена года ты видишь на картинках?
Какая погода изображена на них?

2. 🎧 Listen, read, and answer: Who likes the Ugly Duckling? Кому нравится Гадкий Утёнок?

1

It's summer. It's hot and sunny. Look at the duck. She has five eggs in the nest¹: four little eggs and one big egg. Crack! Crack! Crack! Crack! Four little ducklings! Crack! Oh! What a big duckling!



Mum: Let's go to the water! Let's swim and play!

Ducklings: Wow! It's fun!

Mum: Let's go to the farm²!

¹ nest – гнездо

² farm – ферма

Big Ducks: What beautiful little ducklings!
What an ugly big duckling!


The little ducklings play on the farm.

Ugly Duckling: Let's play together¹!

Ducklings: You're an ugly big duckling!
We don't like you! Goodbye!

Ugly Duckling: Hello,
Rabbits! Let's play together!

Rabbits: You're an ugly
big duckling! We don't
like you! Goodbye!



2

It's autumn. It's windy and rainy. The ugly duckling is cold.

Ugly Duckling: Hello,
Dog! Can I go into your
house?

Dog: No, you can't! You're
an ugly big duckling!
I don't like you! Goodbye!




¹ together – вместе

3

It's winter. It's very cold and snowy.

Man: Oh! Hello, duckling! You're cold! I've got a big house. Come in, please!



Ugly Duckling: I like the house. It's nice and warm. Let's play, children!

Children: You're an ugly big duckling! We don't like you! Goodbye!

4

It's spring. It's warm.

Ugly Duckling: What beautiful birds¹! They can fly!

Swans²: Hello! How are you?

Ugly Duckling: I'm fine, thanks.

Swans: Let's fly!

Ugly Duckling: What? I'm an ugly big duckling...



¹ birds – птицы

² swans – лебеди


Swans: Look into the water!

Ugly Duckling: Oh, I'm not an ugly big duckling! I'm... I'm...

Swans: You're a beautiful big swan!


3.  Choose a role and read the story: Author, Mum, Ducklings, Big Ducks, Ugly Duckling, Swans, Rabbits, Dog, Man, Children.

4.  Perform at the Readers' Theatre.

5.  Choose the right words and write the sentences.

1. The Ugly Duckling is **little** / **big**.
2. The Ugly Duckling has got **four** / **five** brothers and sisters.
3. The ducklings play **in the water** / **in the water and on the farm** in summer.
4. The big ducks **like** / **don't like** the Ugly Duckling.
5. The dog is **near** / **in** the house.
6. The Ugly Duckling can fly **in autumn** / **in spring**.
7. The Ugly Duckling is a beautiful big **swan** / **duck**.

UNIT 9. I love animals.



Lesson 1. At the circus.

1. Picture dictionary.

 a bear	 a monkey	 a lion	 circus  a tiger
---------------------------------------------------------------------------------------------	-----------------------------------------------------------------------------------------------	---------------------------------------------------------------------------------------------	-----------------------------------------------------------------------------------------------------------------------------------------------------------------------------------------------

2a. Look, listen, and point to the pictures.

We're at the circus,
We're at the circus,
We're at the circus.
Oh, it's fun!

We can see a tiger,
One, two, three.
The tiger can jump
For you and me.

We can see a bear,
One, two, three.
The bear can dance
For you and me.



We can see a lion,
One, two, three.
The lion can run
For you and me.



We can see a monkey,
One, two, three.
The monkey can draw
For you and me.



2b. 🧑🧑 Read and sing the song.

3a. Read and guess: What animal is it? Какое это животное? (See ex. 2a)

I'm a I'm big. I'm brown. I'm at the circus. I can dance and climb trees.

3b. 🧑🧑 Make up your riddles.

4a. 🧑🧑 Look at the pictures and make sentences.

Model. A bear is on the chair.

Three monkeys are on the bear.



A bear
Three monkeys
A monkey
A tiger
Two tigers
A lion
Two lions

is
are

on the table.
under the table.
on the ball.
in the box.
near the box.
on the bear.
on the chair.

4b.  Play “A memory game”. Where are the animals? Где находятся животные?

Model. A: A bear. – B: A bear is on the chair.

5.  Write about the animals (ex. 4a).

Model. Bears can climb trees. Bears can't fly.

jump fly run climb trees hide swim walk

Lesson 2. At the zoo.


1.   Picture dictionary.



a fox




a hippo



a giraffe




a crocodile



an elephant

2a.  Listen, read, and match. What's missing?

Model. 1 – D.



A. They're from Africa. They're very big. They're grey. They can swim very well. They eat grass¹. They drink water.

B. They're from Africa. They're yellow and brown. They're very big. They can run. They eat leaves² and grass. They drink water.

C. They're from India. They're grey. They're very big. They've got long noses. They can swim. They can't jump. They eat leaves, grass, apples, and bananas. They drink water.

D. They're from Africa. They're long. They're green. They can swim and hide. They eat meat and drink water.

¹ grass – трава

² leaves – листья

2b. 🧑🧑 Are the sentences true or false?

1. Hippos are from Africa.
2. Giraffes are yellow and black.
3. Elephants have got long noses.
4. Crocodiles can hide.
5. Elephants are from Belarus.
6. Hippos eat apples and bananas.

2c. Choose one animal and get ready to speak about it.

lions monkeys tigers bears
giraffes crocodiles hippos elephants

2d. 🧑🧑 Be a zoo guide. Speak about your animal.

2e. 🧑🧑 What animals do you like? Why?

Model. I like elephants. They've got big ears and long noses. They're big, and they can run.

Help box

beautiful nice funny big little

3a.  Speak about foxes.

Help box

Belarus red beautiful run
jump chicken fish water




3b.  Write about foxes.

Lesson 3. A funny animal.

1.  Look, read, and guess the animals.

1. It isn't big. It isn't red. It isn't from Belarus.
What is it?

①



②



2. They aren't little. They aren't brown. They aren't from America. What are they?

2. 🌐 Grammar secret.

I'm not = I am not

You aren't = You are not

He isn't = He is not

She isn't = She is not

It isn't = It is not

We aren't = We are not

You aren't = You are not

They aren't = They are not

3. 👤 Complete the story about the picture. Choose the right sentences.

I've got a friend. His name's Danny. ...

He's a cat. / He isn't a cat.

He's a dog. / He isn't a dog.

He's an elephant. / He isn't an elephant.

He's big. / He isn't big.

His ears are big. / His ears aren't big.

His nose is long. / His nose isn't long.

His eyes are black. / His eyes aren't black.

We're in my house. / We aren't in my house.

We're at the zoo. / We aren't at the zoo.


We are happy. / We aren't happy.

We're friends. / We aren't friends.



4a.  **Correct the mistakes.**

Model. A bear isn't little. It's big.
Monkeys aren't green. They're brown.



4b.  **Write about the picture (see ex. 4a).**

5a.   **Play the board game: throw a dice in each section, say the sentence, and write down the number.**


This is ...

1. a tiger
2. a crocodile
3. a bear
4. an elephant
5. a giraffe
6. a lion



It's from ...

1. Africa
2. Belarus
3. America
4. Russia
5. Britain
6. India

<p>It's ...</p> <ol style="list-style-type: none"> 1. pink 2. blue 3. purple 4. orange 5. green 6. yellow 	<p>It's got ...</p> <ol style="list-style-type: none"> 1. a long nose 2. a little nose 3. a big mouth 4. long ears 5. big ears 6. long hair
<p>It can ...</p> <ol style="list-style-type: none"> 1. run 2. swim 3. climb trees 4. dance 5. fly 6. skate 	<p>It likes ...</p> <ol style="list-style-type: none"> 1. meat 2. bananas 3. carrots 4. fish 5. sausages 6. ice cream 

5b. Draw your funny animal and speak about it. Listen to other stories. Whose story is the funniest? Чей рассказ самый смешной?

Lesson 4. Vanessa, a happy hippo.

1a.  Listen, read, and answer: What can Vanessa do? Что умеет делать Ванесса?

My name's Vanessa. I'm a hippo. I haven't got a friend. I'm sad.

1



2



Hippo: Hello, tigers! Let's play together!

Tigers: Hello! Can you play football?

Hippo: Sorry, I can't.

Tigers: Goodbye, hippo!

Hippo: Hello, rabbits! Let's play together!

Rabbits: Hello! Can you play volleyball?


Hippo: Sorry, I can't.

Rabbits: Goodbye, hippo!



3

4



Hippo: Hello, giraffes! Let's play together!

Giraffes: Hello! Can you play basketball?

Hippo: Sorry, I can't.

Giraffes: Goodbye, hippo!

Hippo: Hello, butterflies! Let's play together!

Butterflies: Hello! What's your name?

Hippo: Vanessa.

Butterflies: What a beautiful name! Can you dance, Vanessa?

Hippo: Sorry, I can't.
Butterflies: Let's dance together!
Hippo: That's a good idea!
I like it! I can dance!
I can dance! I'm happy!

5



1b. Read together with a) your teacher; b) your group: group 1 – Vanessa, group 2 – Tigers, group 3 – Rabbits, group 4 – Giraffes, group 5 – Butterflies, then exchange your roles.

2.  Are the sentences true or false?

1. The giraffes can play football.
2. The rabbits can play basketball.
3. The giraffes can play volleyball.
4. Vanessa is a butterfly.
5. Vanessa can play basketball.
6. Vanessa is happy.

3.  Who says it?

1. I haven't got a friend. I'm sad.
2. Hello! Let's play together!
3. Can you play football?

4. Can you play volleyball?
5. Can you play basketball?
6. Can you dance?
7. Sorry, I can't.
8. Goodbye, hippo!
9. Let's dance together!
10. I can dance!

4.  Act out the story.

5.  Match and write sentences.










Model. The tigers can play football.

The tigers		dance.
The rabbits	can	play football.
The giraffes	can't	play volleyball.
The butterflies		play basketball.
Vanessa		


Lesson 5. My passport.

1.  Look and speak about the characters.

Model. My name's Liz. I've got a mum and a dad.
I can draw. I like oranges.

		can	like
	✓ ✓		
	✓ ✓		
	✓ ✓		
	× ×		
	✓ ✓		

2a.  Listen and guess: Who's speaking?

<p>Alisa</p> 	<p>Maxim</p> 
--------------------------------------------------------------------------------------------------	---------------------------------------------------------------------------------------------------

2b. Read and complete the story.

My name's Alisa. I'm nine. I'm from Belarus. I've got blue ... and long fair hair. I've got a big family. I've got a mum, a dad, a little brother, a granny, and a I'm a pupil. I can draw, ..., and sing. I like chicken, cakes, ..., and Yummy!

2c. Look at Maxim's passport (ex. 2a). What does he say? Что он говорит?

2d. Read and Disagree.

Model. Alisa isn't a teacher. She's a pupil.

Alisa hasn't got dark hair. She's got fair hair. Alisa can't fly. She can draw.

Alisa is a teacher. She's twelve. She's from Britain. She's got dark hair. She's got a big nose. She's got a little sister. She can climb trees. She can fly.

Maxim is nine. He's got long hair. He's got a little brother. He can climb trees and dance.

3. Do the project "My passport". Сделай проект «Мой паспорт».

- Draw pictures and write about you. Нарисуй картинки и напиши о себе.
- Be ready to present your project. Будь готов представить свой проект.

Lesson 6. Message in a bottle.¹

1. 🎧 Listen, read, and answer: Where's the little rabbit? Где находится маленький кролик?



– What a nice day! It's sunny. It's hot. Let's play volleyball.
– Sorry, I don't like volleyball. Let's swim in the river.

– OK. The water's warm. I like summer. And you?
– I like summer too.



– Liz, look!
– What's this? A bottle? Let's open it!
– Wow! A message! Let's read it.

Help! I'm Mummy Rabbit.
I've got a little son². His name's Bunny.
He's lost.³ Please, help!
Mummy Rabbit.

¹ Message in a bottle. – Послание в бутылке.

² son – сын

³ He's lost. – Он потерялся.

2. 🧑🧑 Play “The last sentence” game. Speak about the animals.

Model. A: The dog can sing.

B: The dog is funny.



3. 🧑🧑 Role-play: A – Bunny, B – Dog.

1. What's your name?
2. Where are you from?
3. How old are you?
4. What's your favourite season?
5. What's your favourite colour?
6. What's your favourite number?
7. Have you got ...?
8. Do you like ...?
9. Can you ...?



4a. 🧑🧑 Make up a story.

I'm a rabbit.

My name's ...

I'm from ...

I'm

I've got ... eyes and a ... nose.

I've got a mum,

I like

I can

My favourite colour is

My favourite number is

My favourite season is



4b. Tell your story to the class, then listen to your classmates' stories. Whose story do you like? Чей рассказ тебе нравится?

4c.  Write about Bunny.

Lesson 7. A present for mum.

1a.  Listen, read, and answer: Does Didi's mum like the present? Маме Диди нравится подарок?

This is a little monkey. His name's Didi. He's nice and funny. He's got little black eyes, a little nose, little ears, and short brown hair. He can jump and climb trees very well.

Didi has got a mum, Mrs Lili. She's very beautiful. Today is her birthday.

Didi: I want to draw my mum and give her the picture!



Didi takes his pencil and draws a picture of his mum. He draws a face, two eyes, two ears, a nose, a mouth and brown hair.

Didi: I like my picture! My mum is very beautiful. I want to show¹ the picture to my friend, Bunny the Rabbit.

Bunny: Hello, Didi! What's this?

Didi: Hello, Bunny. It's a picture of my mum. Do you like it?



Bunny: Yes, I do, but I don't like the ears. They're very short. Draw long ears.

Didi: OK, thank you very much. I want to show the picture to my friend, Ella the Elephant.



Ella: Hello, Didi! What's this?

Didi: Hello, Ella. It's a picture of my mum. Do you like it?

Ella: Yes, I do, but I don't like the nose. It's very short. Draw a long nose.

Didi: OK, thank you very much. I want to show the picture to my friend, Simba the Lion.

¹ show – показывать

Simba: Hello, Didi! What's this?

Didi: Hello, Simba. It's a picture of my mum. Do you like it?

Simba: Yes, I do, but I don't like the hair. It's very short. Draw long hair.



Didi: OK, thank you very much. I want to show the picture to my friend, Brett the Tiger.



Brett: Hello, Didi! What's this?

Didi: Hello, Brett. It's a picture of my mum. Do you like it?

Brett: Yes, I do, but I don't like the mouth. It's very little. Draw a big mouth.

Didi: OK, thank you very much. Mum! Mum! Happy birthday!

Mum: Thank you. What's this?

Didi: A picture. It's you. Do you like it?

Mum: Sure, I like this picture. And I love you, my dear son! Let's eat the birthday cake!



1b. Read together with a) your teacher; b) your group: 1 – Author, 2 – Didi, 3 – Mum, 4 – Bunny, 5 – Ella, 6 – Simba, 7 – Brett, then exchange your roles.

1c.  Complete the sentences. Fill in the words: **big, little, short, long.**

1. The elephant has got ... ears.
2. The tiger has got a ... mouth.
3. The monkey has got ... ears.
4. The rabbit has got ... ears.
5. The lion has got ... hair.
6. The monkey has got ... hair.
7. The elephant has got a ... nose.

2.  Play “A guessing game”.

Model. **A:** Has it got a long nose? – **B:** No, it hasn't.

A: Has it got long hair? – **B:** No, it hasn't.

A: Has it got short brown hair? – **B:** Yes, it has.

A: A monkey! – **B:** Right!

3a.  Who says it?

1. I want to draw my mum.
2. What's this?
3. It's a picture of my mum. Do you like it?

4. I don't like the hair. Draw long hair.
5. I don't like the ears. Draw long ears.
6. I don't like the mouth. Draw a big mouth.
7. I don't like the nose. Draw a long nose.

3b.  **Act out the story.**

4.  **Draw a picture of your mum and write about her.**

This is my mum. Her name's She's got ... eyes. She's got a ... nose. She's got a ... mouth. She's got ... hair. I love my ... !

Lesson 8. Goodbye, friends!

1a.  **Read Liz's story and find 4 mistakes.**

Hi, I'm Liz. I'm from Britain. I'm four. I've got a sister and a brother. I'm a teacher.

I've got red hair and blue eyes. I've got a little nose and a little mouth.

I can sing and dance. I can't climb trees.

I like pizza and ice cream.

I've got a cat. Her name's Nikki. She's got black and white hair, blue eyes, a pink nose and a little mouth. She's my friend.

1b.  **Make up Mike's, Peter's, Rose's, Susie's and Lucky's stories.**

Lesson 9. Party “Tigers” and “Lions”.

1. 🧑🧑 Present your team. Представьте свою команду.

Model. We're Tigers. We're big. We're from Africa. ...

2. 🧑🧑 Walk and speak. “Tigers” speak with “Lions”.

How are you?

What's your name?

How old are you?

Where are you from?

Have you got ...?

What's your favourite ... ?

Do you like ...?

3a. 🧑🧑 Sing the Alphabet song.

3b. 🧑🧑 Play the “I spy” game.

Model. Tiger: I spy with my little eye something in this room beginning with the sound ‘r’.

Lion: A ruler!


4. 🧑🧑 Take part in a readers' contest. Choose a funny / happy story from this book and read it.

5. 🧑🧑🧑 Take part in a drama competition. Choose one story and act it out.

1



2



3



4



5



6



6. 🧑🧑🧑 Take part in a song competition. Sing a song from this book.

Lesson 10. Planet English.

1a. 🎧 Listen and match.

Model. 1 – G.

A. Your favourite food.

1. My favourite animal is a tiger. Tigers are big and beautiful. They're orange and black. They can run and jump. Tigers like meat.

B. Your pet.

2. My favourite season is winter. Snow is beautiful. I can skate and ski. We have Christmas in winter. It's fun!

3. My room is beautiful. I've got a brown bed. I've got a desk and two chairs. I've got a computer on the table. I've got a bookcase. It's near the bed.

C. Your room.

4. My favourite food is chicken and potatoes. Yummy! I like bananas, oranges, and apples. I don't like cheese and lemons.

1b.   Play the board game. Speak about you.

5. I've got a big family. I've got a mum, a dad, a sister, and a little brother. This is my mum. Her name's Helen. She's got blue eyes and long hair.

G. Your favourite animal.

F. Your favourite season.

6. I've got a dog. His name's Lucky. He's big and nice. He's brown. Lucky can run, jump, swim, and play football. He can't climb trees. I love my dog.

E. Your family.

D. Your school bag.

7. This is my school bag. It's blue. I've got a red pencil case. I've got three pens: blue, red, and green. I've got eight pencils. I've got a pink rubber and a white ruler.

Vocabulary.

Unit 5

apple – яблоко
banana – банан
bread – хлеб
cake – пирожное; торт
carrot – морковь
cheese – сыр
chicken – курица
chocolate – шоколад
coffee – кофе
cucumber – огурец
drink – пить
eat – есть (еду, пищу)
egg – яйцо
fish – рыба
hot dog – хот-дог (булочка с горячей сосиской)
ice cream – мороженое
jam – джем, варенье
jelly – желе
juice – сок
lemon – лимон
meat – мясо
milk – молоко
orange – апельсин
pizza – пицца

potato – картофель
soup – суп
sweet – конфета
tea – чай
tomato – помидор
water – вода
yoghurt – йогурт

Unit 6

armchair – кресло
bed – кровать
bookcase – книжный шкаф
carpet – ковёр
chair – стул
computer – компьютер
desk – письменный стол, парта
door – дверь
flat – квартира
floor – пол
house – дом
in (a desk) – в (парте)
lamp – лампа
mirror – зеркало
on (a desk) – на (парте)
sofa – диван

table – стол
telephone – телефон
TV – телевизор
under (a desk) – под (партой)
window – окно

Unit 7

bag – портфель
board – доска
book – книга
close – закрывать
draw – рисовать
exercise book – тетрадь
give – давать
go to school – идти в школу
listen – слушать
near – около
open – открывать
pen – ручка
pencil – карандаш
pencil case – пенал
pupil – ученик
put – класть
read – читать
rubber – ластик
ruler – линейка
school – школа
sit down – садиться

142

speak English – говорить по-английски
stand up – вставать
take – брать, взять
teacher – учитель
they – они
we – мы
write – писать

Unit 8

autumn – осень
cloudy – облачный
cold – холодный
foggy – туманный
go for a walk – идти на прогулку
hot – жаркий
play badminton – играть в бадминтон
play basketball – играть в баскетбол
play football – играть в футбол
play ice hockey – играть в хоккей
play snowballs – играть в снежки
play tennis – играть в теннис

play volleyball – играть в
волейбол

rainy – дождливый

skate – кататься на конь-
ках

ski – кататься на лыжах

snowy – снежный

spring – весна

summer – лето

sunny – солнечный

warm – тёплый

windy – ветреный

winter – зима

Unit 9

bear – медведь

circus – цирк

crocodile – крокодил

elephant – слон

fox – лиса

giraffe – жираф

hippo – бегемот

lion – лев

monkey – обезьяна

tiger – тигр

zoo – зоопарк



Список заимствованных иллюстраций, размещённых в учебном пособии для использования в образовательном процессе

(Название учреждения образования)

Учебный год	Имя и фамилия учащегося	Состояние учебного пособия при получении	Оценка учащемуся за пользование учебным пособием
20 /			
20 /			
20 /			
20 /			
20 /			

Учебное пособие издано за счет средств государственного бюджета для фондов библиотек по заказу Министерства образования Республики Беларусь.

Учебное издание

**Лапицкая Людмила Михайловна
Калишевич Алла Ивановна
Севрюкова Татьяна Юрьевна
Седунова Наталья Михайловна**

АНГЛИЙСКИЙ ЯЗЫК

Учебное пособие для 3 класса учреждений общего среднего образования с русским языком обучения

В двух частях

Часть 2

2-е издание, пересмотренное и дополненное

Электронное приложение



Редакторы *В.И. Канона, О.В. Ракицкая*. Художественный редактор *Т.Ю. Таран*.
Компьютерная верстка *Ю.Н. Трусевич*. Корректоры *В.И. Канона, О.В. Ракицкая*.

Подписано в печать 12.10.2023. Формат 70×90/16. Бумага офсетная. Гарнитура «SchoolBook». Печать офсетная. Усл. печ. л. 10,53 + 0,29 (форз.). Уч.-изд. л. 4,42 + 0,08 (форз.) + 4,0 (электрон. прил.).
Тираж 114 039 экз. Заказ 447.

Республиканское унитарное предприятие «Издательство “Вышэйшая школа”». Свидетельство о государственной регистрации издателя, изготовителя, распространителя печатных изданий № 1/3 от 08.07.2013. Пр. Победителей, 11, 220004, Минск. e-mail: market@vshph.com http://vshph.com

Открытое акционерное общество «Полиграфкомбинат им. Я. Коласа». Свидетельство о государственной регистрации издателя, изготовителя, распространителя печатных изданий № 2/3 от 04.10.2013. Ул. Корженевского, 20, 220024, Минск.

Правообладатель Вышэйшая школа