



# English

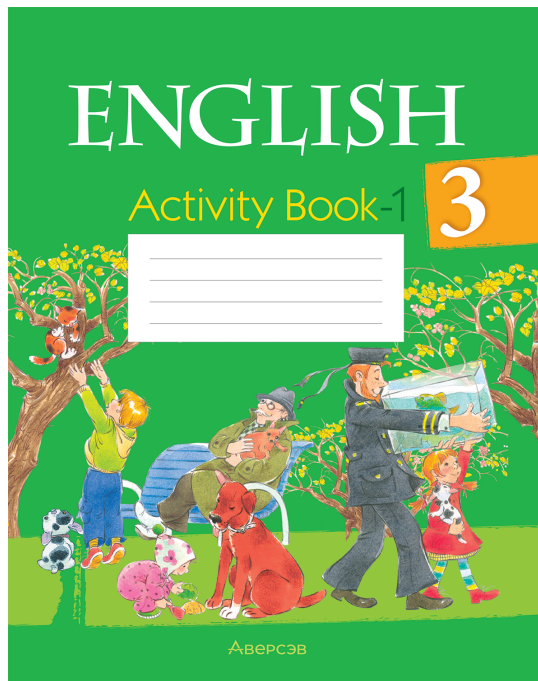
## Pupil's Book 1

3



LONDON





## Английский язык. 3 класс. Практикум-1

Л. М. Лапицкая, А. И. Калишевич, Т. Ю. Севрюкова, Н. М. Седунова

Издание дополняет учебное пособие «Английский язык. 3 класс» авторов Л. М. Лапицкой и др. Представленные задания способствуют развитию устойчивых навыков чтения и письма, активации грамматических структур в устной и письменной речи.

Скачать аудиоприложение, а также приложение для учреждений образования, реализующих образовательные программы общего среднего образования с белорусским языком обучения и воспитания, можно на сайте [aversev.by](http://aversev.by).

Рекомендовано научно-методическим учреждением «Национальный институт образования» Министерства образования Республики Беларусь

**aversev.by**

Поўны каталог вучэбнай літаратуры, карысныя матэрыялы і спецыяльныя прапановы

# АНГЛІЙСКАЯ МОВА

Вучэбны дапаможнік для **3** класа  
ўстаноў агульнай сярэдняй адукацыі  
з беларускай мовай навучання

У дзвюх частках

## Частка 1

Допушчана Міністэрствам адукацыі  
Рэспублікі Беларусь

2-е выданне,  
перагледжанае і дапоўненае



Мінск  
«Вышэйшая школа»  
2023

# ABC

Aa



Bb



Cc



Mm



Nn




Oo



Dd



Ee



Ff



Pp



Qq



Rr



Gg



Hh



Ii



Ss



Tt



Uu



Vv



Ww



Xx



Jj



Kk



Ll



Yy



Zz




# CLASSROOM LANGUAGE

Stand up.



Sit down.



Open.



Close.



Take.



Put.



Listen.




Sing.



Point.



Draw.



Write.



Speak.



Read.



Can I go out?



I'm sorry I'm late.



УДК 811.111(075.2=161.3)  
ББК 81.2Англ-922  
А64

Аўтары: *Л.М. Лапіцкая, А.І. Калішэвіч, Т.Ю. Сеўрукова, Н.М. Седунова*

Рэцэнзент: настаўнік англійскай мовы вышэйшай кваліфікацыйнай катэгорыі дзяржаўнай установы адукацыі «Гімназія № 7 г. Мінска» *Н.В. Бляхнік*



Работа ў парах



Праект



Работа ў групах



Гульня



Пісьмовае заданне



Электронны дадатак да вучэбнага дапаможніка  
размешчаны на рэсурсе [lingvo.adu.by](https://lingvo.adu.by)



Спасылка (QR-код) на электронны дадатак



Аўдыязапіс



Відэа

ISBN 978-985-06-3542-6 (ч. 1)  
ISBN 978-985-06-3541-9

© Афармленне. УП «Выдавецтва  
“Вышэйшая школа”», 2023


# Contents


<b>UNIT 1.</b> About me. . . . .	<b>4</b>
<b>UNIT 2.</b> My family. . . . .	<b>29</b>
<b>UNIT 3.</b> People around me. . . . .	<b>68</b>
<b>UNIT 4.</b> Our pets. . . . .	<b>102</b>
<b>Vocabulary</b> . . . . .	<b>134</b>

# UNIT 1. About me.




## Lesson 1. I'm Liz.

1.  Listen, point to the picture, and say the number.  
Паслухай, пакажы і назаві нумар.





2a.  Picture dictionary. Name the characters.  
Назаві герояў.



Hi!

Liz



Mike

Hello!



Mrs Read



Mr Compy

2b.  Listen and guess: Who is speaking? Паслухай і адгадай: Хто гаворыць?

3.  Sing the song. Праспявай песню.




Hello! I'm Liz. Hello! I'm Liz.  
Hello, hello, Liz! Hello! Hello!



4. Say "Goodbye" to the characters. Скажы героям «Да пабачэння».

## Lesson 2. What's your name?

1.  Picture dictionary. Name the characters.  
Назаві герояў.



Lucky



Susie





Rose





Peter

**2a.** 🎧 Listen, look, and answer: What does the teacher say? Паслухай, паглядзі і адкажы: Што гаворыць настаўніца?

1 Hello! What's your name?  
  
Hi! I'm Liz.

2 What's your name?  
  
I'm Mike.

3 What's your name?  
  
I'm Susie.

4 Sh! Be quiet!  


**2b.** 🎧 Listen and point to the pictures. Паслухай і пакажы малюнкi.

**2c.** 👥 Act out the story. Разыграйце гісторыю па ролях.

**3.** 👥 Ask your classmate's name and surname. Спытайся ў аднакласніка, як яго імя і прозвішча.

Model. A: What's your name / surname?

B: I'm Lena / Rybko.

**4a.**  Listen and point to the letters (ex. 4c).  
Паслухай і пакажы літары (практ. 4с).

**4b.** Say after the teacher. Паўтары за настаўнікам.

**4c.**  Sing the Alphabet song. Праспявай песню пра алфавіт.



**Aa** Bb Cc Dd **Ee** Ff Gg Hh  
**Ii** Jj Kk Ll Mm Nn **Oo** Pp Qq  
 Rr Ss Tt **Uu** Vv Ww Xx Yy Zz





Read and sing the alphabet.

 Learn to write letters. Вучыся пісаць літары.

## Lesson 3. How are you?

**1a.**  Listen, look, and answer: How's Mike? Па-слухай, паглядзі і адкажы: Як справы ў Майка?





**1b.** 🎧 Listen and point to the pictures. Паслухай і пакажы малюнкi.

**1c.** 🧑🧑 Act out the story. Разыграйце гісторыю па ролях.

**2.** 🧑🧑 Ask your classmate: How are you? Спытайся ў аднакласніка: Як справы?

**Model. A:** How are you, Lena?

**B:** I'm fine, thanks. / I'm OK, thanks.

**3. Count. Палічы.**

1

one

2

two

3

three

4

four

5

five

**4.** 🧑🧑 📝 Do the sums. Speak English. Рашы прыклады. Гавары па-англійску.

**Model.**  $1 + 1 = 2$  One and one is two.

$1 + 1 =$

$2 + 2 =$

$1 + 4 =$

$1 + 2 =$

$3 + 1 =$

$3 + 2 =$

$2 + 3 =$

$1 + 1 + 1 =$

$2 + 2 + 1 =$

**5a.** 🎧 Sing the Alphabet song. Праспявай песню пра алфавіт.

**5b.** Say vowel and then consonant letters. Назавіце галосныя, а потым зычныя літары.

## Lesson 4. How old are you?

**1. Count. Палічы.**

6

six

7

seven

8

eight

9

nine

10

ten

**2a.** 🎧 Listen, look, and answer: Whose birthday is it? Паслухай, паглядзі і адкажы: Чый дзень нараджэння?

How old are you, Liz?

I'm eight.

1



I'm eight.  
And you, Mike?








**2b.** 🌸 Act out the story. Розыграйте гісторыю па ролях.

**3.** 👤 Ask your classmate: How old are you?  
Спытайся ў аднакласніка: Колькі табе гадоў?



Model. A: How old are you, Lena?

B: I'm nine.

**4.** 🎧 📻 Listen, chant along, and say the “Letters and sounds” chant. Паслухай, прагавары адначасова з запісам і раскажы рыфмоўку «Літары і гукі».

<b>Aa</b>		<b>Bb</b>		<b>Cc</b>	
					
acorn	apple	bus	cinema	cat	

**5a.** Name the letters in alphabetical order (p. 7).  
Назаві літары ў алфавітным парадку (с. 7).

**5b.**   Watch, listen, and say the letter sounds (read the letters). Паглядзі, паслухай і назаві гукі, якія гэтыя літары перадаюць (прачытай літары).

Aa, Bb, Cc, Dd, Ff, Jj, Kk, Ll, Mm, Nn, Pp, Ss, Tt, Vv, Xx, Zz.

**6.**  Write the letters. Прапішы літары.

Aa      Bb      Cc

  Learn to write letters. Вучыся пісаць літары.

## Lesson 5. What's your phone number?

**1a.** Look and say the phone numbers. Паглядзі і назаві нумары тэлефонаў.

①



②




③





**1b.**  Listen and guess: Whose phone number?  
Паслухай і адгадай: Чый нумар тэлефона?

**1c.**  Play “A guessing game”. Пагуляйце ў гульню «Адгадай».

**Model.** A: What’s your phone number?

B: 1-2-3-7-0-8.

A: Number 4.

B: Yes.

**2.**  Ask your classmate’s phone number. Спытайся ў аднакласніка пра нумар тэлефона.

**Model.** A: What’s your phone number, Lena?

B: 2-6-5-8-3-7.



**3.** Learn your other classmates’ phone numbers. Write them down. Даведайся пра нумары тэлефонаў другіх аднакласнікаў. Запішы іх.





**Model.** A: What’s your phone number, Aleh?

B: 3-4-0-9-9-5.







4.   Listen, chant along, and say the “Letters and sounds” chant. Паслухай, прагавары адначасова з запісам і раскажы рыфмоўку «Літары і гукі».

<p><b>Dd</b></p>  <p>dog</p>	<p><b>Ee</b></p>  <p>Egypt</p>  <p>elephant</p>	<p><b>Ff</b></p>  <p>frog</p>
---	---	---

5a.  Say the letters in alphabetical order (p. 7). Назаві літары ў алфавітным парадку (с. 7).

5b.   Watch, listen, and say the letter sounds (read the letters). Паглядзі, паслухай і назаві гукі, якія гэтыя літары перадаюць (прачытай літары).


Aa, Bb, Cc, Dd, Ee, Ff, Jj, Kk, Ll, Mm, Nn, Pp, Ss, Tt, Vv, Xx, Zz.

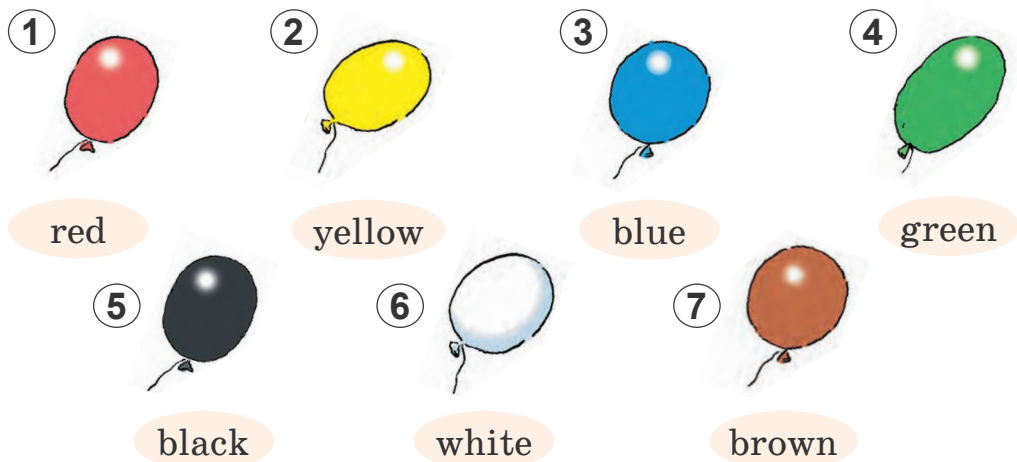
6.  Write the letters. Прапішы літары.

Dd      Ee      Ff

 Learn to write letters. Вучыся пісаць літары.

## Lesson 6. What colour?

1a.  Listen, point to the colour, and say the number. Паслухай, пакажы колер і назаві нумар.



1b.  Point and say the colours. Пакажы і назаві колеры.

2.  Point to the colours (ex. 1a) and sing the song. Паказвай колеры (практ. 1a) і спявай песню.

Red and yellow,  
Blue and green,  
Blue and green,  
Blue and green.



Red and yellow,  
Blue and green,  
Black and white and brown.



3. 👤👤 Play “A guessing game”. Пагуляйце ў гульню «Адгадай».

Model. A: Yellow?

B: No.

A: Red?




B: Yes.

4. 👤👤 Look and answer: What colour are they?  
Паглядзі і адкажы: Якога яны колеру?

Model. Lucky is brown and white.



5. 🎧 📖 Listen, chant along, and say the “Letters and sounds” chant. Паслухай, прагавары адначасова з запісам і раскажы рыфмоўку «Літары і гукі».

<p><b>Gg</b></p>  <p>giraffe      girl</p>	<p><b>Hh</b></p>  <p>horse</p>	<p><b>Ii</b></p>  <p>ice cream      igloo</p>
---	---	---

**6a.** 👤 Say the letters in alphabetical order (p. 7).  
Назаві літары ў алфавітным парадку (с. 7).

**6b.** 🎬🎧 Watch, listen, and say the letter sounds (read the letters). Паглядзі, паслухай і назаві гукі, якія гэтыя літары перадаюць (прачытай літары).

Aa, Bb, Cc, Dd, Ee, Ff, Gg, Hh, Ii, Jj, Kk, Ll, Mm, Nn, Pp, Ss, Tt, Vv, Xx, Zz.

**7.** ✍️ Write the letters. Прапішы літары.

Gg Hh Ii

🌐✍️ Learn to write letters. Вучыся пісаць літары.

## Lesson 7. Red and yellow is orange.

**1a.** 🎧 Listen, point to the colour, and say the number. Паслухай, пакажы колер і назаві нумар.

①



orange

②




purple

③



pink

④



grey

**1b.** 👤👤 Point and say the colours. Пакажы і назаві колеры.

**2.** 🎧 Point to the colours (ex. 1a) and sing the song. Паказвай колеры (практ. 1a) і спявай песню.

Orange, purple,  
Pink and grey,  
Pink and grey,  
Pink and grey.


Orange, purple,  
Pink and grey,  
Black and white and brown.



**3a.** 🎧 Listen, look, and answer: What colour is Susie? Паслухай, паглядзі і адкажы: Якога колеру Сьюзі?


**1** Yellow and red is orange. Blue and red is purple. Good.


White and red is pink. Yes. Good!



**2**

Blue and yellow is green. Yes...  
Black and white is grey. Good.






**3b.** 🎧 Listen and point to the pictures. Паслухай і пакажы малюнкi.

**3c.** 👤 Play “A memory game”. Пагуляйце ў гульню «Ты памятаеш?»

Model. A: Blue and yellow.  
B: Green.

**4a.** 🎧 Listen and point to the colours. Паслухай і пакажы колеры.



Make the colour green.  
Make the colour green.  
Blue and yellow,  
blue and yellow.  
Make the colour **green**.

Make the colour pink.  
 Make the colour pink.  
 Red and white,  
 red and white.  
 Make the colour **pink**.

②



③



Make the colour grey.  
 Make the colour grey.  
 Black and white,  
 black and white.  
 Make the colour **grey**.

Make the colour orange.  
 Make the colour orange.  
 Red and yellow,  
 red and yellow.  
 Make the colour **orange**.

④




*(Elizabeth Scofield)*

**4b.** 👤👤 Look at the pictures (ex. 4a). Say the colours.  
 Паглядзі на малюнкi (практ. 4a). Назаві колеры.


**Model.** Blue and yellow make the colour green.

**4c.** 👤👤 Say the chant. Раскажы рыфмоўку.

**5.** 📝 Write, say, and read the letters from Aa to Ii.  
 Напішы, назаві і прачытай літары ад Aa да Ii.

 Play the game “Do you know the letter sounds?”.  
Пагуляйце ў гульню «Ці ведаеце вы гукі літар?».

## Lesson 8. I can sing a rainbow.

**1a.**  Listen, look, and compare the rainbows in the sky and in the animals' picture. Паслухай, паглядзі і параўнай вясёлкі ў небе і на малюнку жывёл.

**Suisie:** Look! A rainbow! Nice!

**Mr Compy:** Red.

**Susie:** Orange.

**Mr Compy:** Yellow.

**Susie:** Green.

**Mr Compy:** Blue.

**Susie:** Dark blue.

**Mr Compy:** Purple.

**Susie and Mr Compy:** One, two, three, four, five, six, seven. Seven colours!

1



2



**Lucky:** Look! Red, yellow, pink, green, purple, orange, blue.

**Rose:** Hurray! Look! A rainbow!

**Lucky:** Yes! A rainbow! Woof!  
Woof!



Mr Compy: No, Rose. No, Lucky.  
Wrong colours.<sup>1</sup>

Susie: Rose! Lucky! Your  
rainbow! It's nice!<sup>2</sup>

Lucky: Woof! Woof!



1b. Listen and point. Паслухай і пакажы.

1c. Act out the story. Разыграйце гісторыю па ролях.

2a. Listen and answer: Which rainbow are they singing about? Паслухай і адкажы: Пра якую вясёлку яны спяваюць?

2b. Listen and point to the rainbow colours (ex. 1a). Слухай і паказвай колеры вясёлкі (практ. 1a).

2c. Point to the colours (ex. 1a, picture 2) and sing the song. Паказвай колеры (практ. 1a, мал. 2) і спявай песню.

Red and yellow,  
And pink and green,  
Purple, and orange, and blue.  
I can sing a rainbow,  
Sing a rainbow, sing a rainbow, too.



<sup>1</sup> Wrong colours. – Няправільныя колеры.


<sup>2</sup> It's nice! – тут: Яна прыгожая!

**2d.** Point to the colours and sing the “right” rainbow (ex. 1a, picture 1). Показвай колеры і спявай «правільную» вясёлку (практ. 1а, мал. 1).


**3.** Find coloured letters and numbers in your classroom and name them. Знайдзі каляровыя літары і лічбы ў сваім класе і назаві іх.

Model. One. – One is yellow. Dd. – Dd is purple.

**4.**  Draw your rainbow. Say the colours. Намалюй сваю вясёлку. Назаві колеры.

 Play the game “Do you know the letter sounds?”. Пагуляйце ў гульнію «Ці ведаеце вы гукі літар?».

## Lesson 9. Letters fun.

**1.**  Sing the Alphabet song (p. 7). Праспявай песню пра алфавіт (с. 7).



**2a.**  Find the letters and say what colour they are. Знайдзі літары і скажы, якога яны колеру.

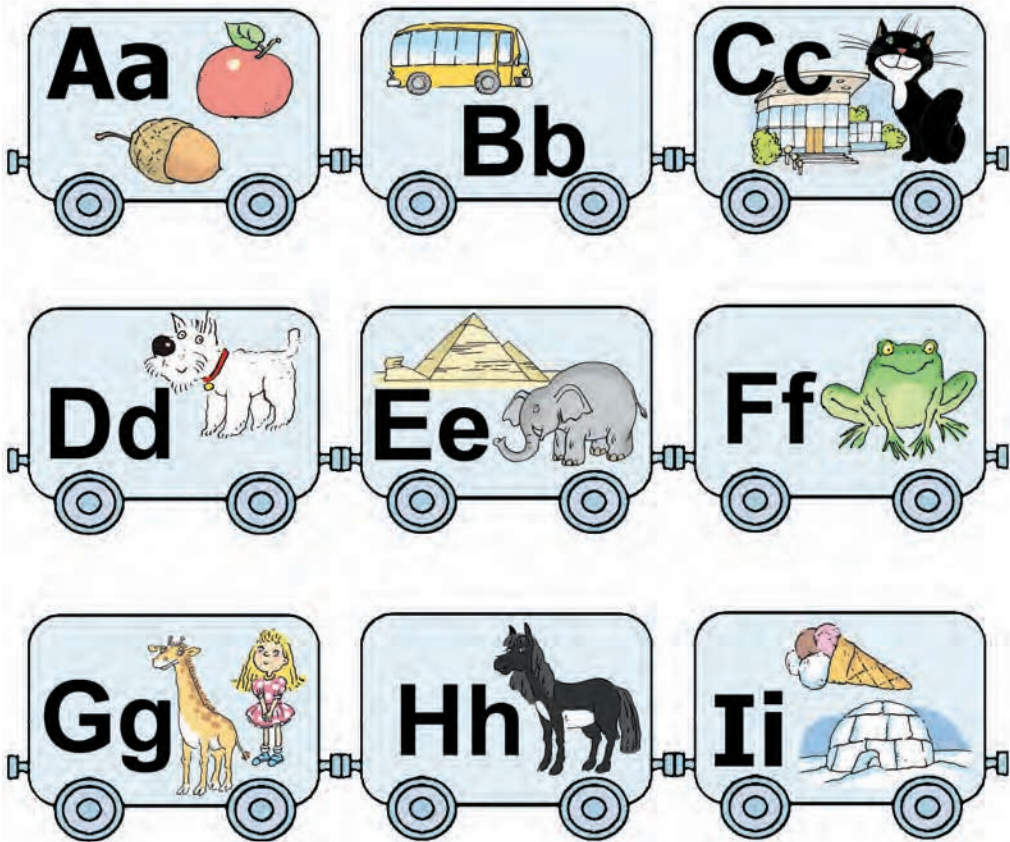
Model. Aa is orange.



**2b.**  Play “A memory game”. Пагуляйце ў гульню «Ты памятаеш?».


Model. Aa is orange. Bb is ... .

**3.**   Listen, chant along, and say the “Letters and sounds” chant. Паслухай, прагавары адначасова з запісам і раскажы рыфмоўку «Літары і гукі».



**4.**  Find the differences. Compare the pictures in ex. 3 and 4. Знайдзі адрозненні. Параўнай маляўнікі ў практ. 3 і 4.



Model. A brown acorn – a green acorn.



**5.**  Play the “I spy” game. Use the words from ex. 3. Пагуляйце ў гульнію «Я бачу». Ужывайце словы з практ. 3.

Model. A: I spy with my little eye something beginning with the sound “f”.

B: Frog.

**6.**   Watch, listen, and say the letter sounds (read the letters). Паглядзі, паслухай і назаві гукі, якія гэтыя літары перадаюць (прачытай літары).

Aa, Bb, Cc, Dd, Ee, Ff, Gg, Hh, Ii, Jj, Kk, Ll, Mm, Nn, Pp, Ss, Tt, Vv, Xx, Zz.

7. ✍ Write the letters. Напішы літары.

G ...      ... а      F ...

B ...      ... е      ... і

D ...      H...      C ...

## Lesson 10. Make your puppet.

1a. 🎧 Listen, look, and answer: What is Nikki's puppet's phone number? Паслухай, паглядзі і адкажы: Які нумар тэлефона ў лялькі Нікі?

Puppet 1: Hello. What's your name?

Puppet 2: Hello. I'm Sam. What's your name?

Puppet 1: I'm Tim.

1



Ben

Nikki

**Puppet 1:** How are you, Sam?

**Puppet 2:** I'm fine. Thanks.

How are you, Tim?

**Puppet 1:** I'm OK.



2

1. Tim 2. Sam



1. Tim 2. Sam

**Puppet 1:** How old are you?

**Puppet 2:** I'm six. How old are you?

**Puppet 1:** I'm three.

**Puppet 1:** What's your phone number, Sam?

**Puppet 2:** 987 654 321. What's your phone number?

**Puppet 1:** 135 790 468.

**Puppet 1:** Goodbye, Sam.

**Puppet 2:** Goodbye, Tim.



4

1. Tim 2. Sam

**1b.**  Listen and point to the pictures. Паслухай і пакажы малюнкi.

**1c.**  Act out the talk. Разыграйце па ролях.

**2a.**  Make your puppet (draw it on your hand). Зрабi сваю ляльку (намалюй яе на руцэ).

**2b.** Play 4 rounds of the “Two lines” game. Your puppet talks to somebody new in each round. In round 1 ask each other one question, in round 2 – two questions, etc. (see the questions in ex. 1a).

Пагуляйце ў гульнію «Дзве лініі» 4 раўнды. Ваша лялька размаўляе з кім-небудзь новым у кожным раўндзе. У раўндзе 1 задайце адно пытанне, у раўндзе 2 – два і г.д. (гл. пытанні ў практ. 1а).

**Model.** Line 1: What’s your name?

Line 2: I’m Ken. What’s your name?

Line 1: I’m Ann. Goodbye, Ken.

Line 2: Goodbye, Ann!

**3.**  Play the “Talk to the characters” board game. Throw a dice and compete in pairs (see p. 28).

Пагуляйце ў настольную гульнію «Размова з героямі». Кідайце кубік і спаборнічайце ў парах (гл. с. 28).





















**Model.** 1. What’s your name? – I’m Mike.

2. How are you? – I’m fine, thanks.

3. How old are you? – I’m eight.

4. What’s your phone number? –  
270 913.

START

 <p>Mike</p>			270913	 <p>Liz</p>
 <p>Susie</p>		172903		
			172903	 <p>Lucky</p>
 <p>Rose</p>		270913		
			285516	

FINISH




# UNIT 2. My family.



## Lesson 1. Photo albums.

1. Picture dictionary. Listen and point to the pictures of Rose's family. Паслухай і пакажы малюнкi членаў сям'і Роўз.



2a. Listen, look, and answer: Who wasn't at home when Rose called? Паслухай, паглядзі і адкажы: Каго не было дома, калі патэлефанавала Роўз?

Hello, mum. Hello, mum.  
Hello, mum. Hello to you.



**2b.** Sing the song. Праспявай песню.

**3a.** 🎧 Listen, look, and answer: Who's in Liz's family? Паслухай, паглядзі і адкажы: Хто ёсць у сям'і Ліз?

1

Hi, Liz!

Hi, Mike! How are you?

I'm fine. And you?

I'm fine, thanks.

2

Look! My family.

3

4

My mum and my dad.

My sister.

5



My brother.

6



My granny and my grandad.

7

My cat.



8

Oh, no! Your dog!



3b. Listen and point to the pictures. Паслухай і пакажы малюнкi.

3c. Act out the story. Разыграйце гісторыю па ролях.

4. Listen, chant along, and say the “Letters and sounds” chant. Паслухай, прагавары адначасова з запісам і раскажы рыфмоўку «Літары і гукі».

Jj



jam

Kk



kangaroo

Ll



lemon

**5a.** Read the names 1) after the teacher; 2) together with the teacher; 3) in pairs. Прачытай імёны: 1) за настаўнікам; 2) разам з настаўнікам; 3) у парах.



Liz

Iris



Tim

Mike

Jill

Eliza

Sid

Simon

Kim

Jim

Miles

**5b.** Read 1) the words with “i” as in “ice cream”; 2) with “i” as in “igloo”; 3) all the words. Прачытай: 1) словы з літарай “i”, як у слове “ice cream”; 2) словы з літарай “i”, як у слове “igloo”; 3) усе словы.




Eliza, Iris, Jill, Kim, Kris, Linda, Liv, Liz.



Bill, Jim, Mike, Miles, Milo, Sid, Simon, Tim.

**5c.**  Listen and check your answers (ex. 5b). Паслухай і правер свае адказы (практ. 5b).

**6.**  Read and act out. Прачытайце і разыграйце па ролях.



Hi! I'm Mike. I'm fine.

Hi! I'm Liz. I'm fine.



7.  Write the letters. Прапішы літары.

J j      K k      L l

  Learn to write letters. Вучыся пісаць літары.

 Do the activity “Letters hunt”. Выканай заданне «Паляванне на літары».

## Lesson 2. A great big turnip.


1a. Look and say: What's the difference? Паглядзі і скажы: Якая паміж імі розніца?




little



big

1b.  Listen and point to the pictures. Паслухай і пакажы малюнкi.

**2a.**  Listen, look, and answer: Who helps the boy? Паслухай, паглядзі і адкажы: Хто дапамагае хлопчыку?

Look! A little turnip.

1



Mum, help!

3



Granny, help!

5



Dog, help! Cat, help!

7



Look! A big turnip.

2



Dad, help!

4



Grandad, help!

6



Look! A great big turnip!

8



2b. 🎧 Listen and point to the pictures. Паслухай і покажи малюнки.


2c. 👥 Act out the story. Разыграйте гісторыю па ролях.

3а. 👥 What's the odd one? Why? Што лішняе? Чаму?


1



2



3







4



**3b.** 🧑🧑 What's the odd one? Why? Што лішняе? Чаму?

1	a	B	C	D
2	e	f	G	h
3	I	J	K	l

**4.** 🎧 📻 Listen, chant along, and say the “Letters and sounds” chant. Паслухай, прагавары адначасова з запісам і раскажы рыфмоўку «Літары і гукі».

<p><b>Mm</b></p>  <p>mouse</p>	<p><b>Nn</b></p>  <p>nut</p>	<p><b>Oo</b></p>  <p>oval</p>	 <p>orange</p>
---	---	--	--

**5a.** Read the names 1) after the teacher; 2) together with the teacher; 3) in pairs. Прачытай імёны: 1) за настаўнікам; 2) разам з настаўнікам; 3) у парах.

<p>🧑🧑 Moll                  Rose</p> <p>         Molly                Rosie</p> <p>         Polly                 Jo</p> <p>         Dolly                 Jode</p>		<p>🧑🧑 Bob                    Cole</p> <p>         Ron                   Stone</p> <p>         Scott                Toby</p> <p>         Collin                Tony</p>
---	--	--




**5b.** Read 1) the words with “o” as in “oval”; 2) with “o” as in “orange”; 3) all the words. Прачытай: 1) словы з літарай “o”, як у слове “oval”; 2) словы з літарай “o”, як у слове “orange”; 3) усе словы.



Dolly, Hope, Jo, Jode, Lo, Moll, Molly, Polly, Rose, Rosie.



Bob, Cole, Collin, Rob, Rod, Scott, Stone, Toby, Tom, Tony.

**5c.**  Listen and check your answers (ex. 5b).  
Паслухай і правер свае адказы (практ. 5b).

**6.**  Read and act out. Прачытайце і разыграйце па ролях.


- I’m a dog. I’m big.
- I’m a frog. I’m little.
- Hi, Big Dog!
- Hi, Little Frog!



**7.**  Write the letters. Прапішы літары.

M m      N n      O o

 Learn to write letters. Вучыся пісаць літары.


 Do the activity “Letters hunt”. Выканай заданне «Паляванне на літары».


## Lesson 3. I've got a mum.


1.  Listen, look, and say the chant. Паслухай, паглядзі і раскажы рыфмоўку.


I've got a mum.  
I've got a dad.  
I've got a sister, a brother,  
and a cat.




2а.  Listen and guess: Who is speaking? Паслухай і адгадай: Хто гаворыць?

1  Kim

2  Bob

3  Dan

4  Nikki



**2b.**  Play “A guessing game”. Пагуляйце ў гульню «Адгадай».



**Model.** A: I’ve got a mum, a dad, and a granny.

B: Bob.



A: Yes.

**3.**  **Grammar secret.** Граматычны сакрэт.

a	an
	

**4.**   Listen, chant along, and say the “Letters and sounds” chant. Паслухай, прагавары адначасова з запісам і раскажы рыфмоўку «Літары і гукі».

<p><b>Pp</b></p>  <p><b>pig</b></p>	<p><b>Qq</b></p>  <p><b>queen</b></p>	<p><b>Rr</b></p>  <p><b>rocket</b></p>
--	--	--

**5.**   Watch, listen, and say the letter sounds (read the letters). Паглядзі, паслухай і назаві гукі, якія гэтыя літары перадаюць (прачытай літары).

Aa, Bb, Cc, Dd, Ee, Ff, Gg, Hh, Ii, Jj, Kk, Ll, Mm, Nn, Oo, Pp, Qq, Rr, Ss, Tt, Vv, Xx, Zz.

**6a.** Read the names 1) after the teacher; 2) together with the teacher; 3) in pairs. Прачытай імёны: 1) за настаўнікам; 2) разам з настаўнікам; 3) у парох.



Pam	Kate
Pat	Jade
Sam	Grace
Nat	Blake



Al	Jake
Dan	Jaden
Matt	James
Max	Jason

**6b.** Read 1) the words with “a” as in “acorn”; 2) with “a” as in “apple”; 3) all the words. Прачытай: 1) словы з літарай “a”, як у слове “acorn”; 2) словы з літарай “a”, як у слове “apple”; 3) усе словы.




Ann, Blake, Fran, Grace, Jade, Kate, Nat, Pat, Sam.



Ace, Al, Brad, Dan, Dave, Matt, Max, Jake, James, Jason.

6с. 🎧 Listen and check your answers (ex. 6b).  
Паслухай і правер свае адказы (практ. 6b).

7. 👥 Read and act out. Прачытайце і разыграйце па ролях.




8. 📝 Write the letters. Прапішы літары.

P p Q q R r

📏 📝 Learn to write letters. Вучыся пісаць літары.

📏 📝 Play dominoes "Big and small A-L letters".  
Пагуляйце ў даміно «Вялікія і маленькія літары A-L».

## Lesson 4. I haven't got a dog.

1a.  Listen, look, and answer: Why is the dog's name Lucky? Паслухай, паглядзі і адкажы: Чаму сабаку завуць Лакі?

1



Mum! Dad! Look! A dog!  
It's little! It's nice<sup>1</sup>!

What's your name?

I haven't got a mum!

How old are you?

I don't know.<sup>2</sup>

I haven't got a dad!

2



I don't know.

3



<sup>1</sup> nice – тут: прыгожанькі

<sup>2</sup> I don't know. – Я не ведаю.

Mum! Dad! Can I take the dog, please?<sup>1</sup>

4



5



I've got a family! I'm lucky!<sup>2</sup>

**1b.** Listen and point to the pictures. Паслухай і пакажы малюнкi.

**2.** Listen and guess: Who is speaking? Паслухай і адгадай: Хто гаворыць?

Buzz



Jill





**3. Speak about you. Раскажы пра сябе.**



**Model.** I've got a mum and a dad. I haven't got a sister. I haven't got a brother.

<sup>1</sup> Can I take the dog, please? – Калі ласка, можна мне ўзяць сабаку?

<sup>2</sup> I'm lucky! – Я шчаслівец! (Мне пашанцавала!)

4.   Listen, chant along, and say the “Letters and sounds” chant. Паслухай, прагавары адначасова з запісам і раскажы рыфмоўку «Літары і гукі».

<p><b>Ss</b></p>  <p>snake</p>	<p><b>Tt</b></p>  <p>telephone</p>	<p><b>Uu</b></p>   <p>uniform      umbrella</p>
---	---	---

5.   Watch, listen, and say the letter sounds (read the letters). Паглядзі, паслухай і назаві гукі, якія гэтыя літары перадаюць (прачытай літары).

Aa, Bb, Cc, Dd, Ee, Ff, Gg, Hh, Ii, Jj, Kk, Ll, Mm, Nn, Oo, Pp, Qq, Rr, Ss, Tt, Uu, Vv, Xx, Zz.

6a. Read the names 1) after the teacher; 2) together with the teacher; 3) in pairs. Прачытай імёны: 1) за настаўнікам; 2) разам з настаўнікам; 3) у парах.



Bun

Lux

Susan

Cute

Susie

Muse



Russ

Buzz

Duff

Justin

Duke

Tudor




**6b.** Read 1) the words with “u” as in “uniform”; 2) with “u” as in “umbrella”; 3) all the words.  
 Прачытай: 1) словы з літарай “u”, як у слове “uniform”; 2) словы з літарай “u”, як у слове “umbrella”; 3) усе словы.




Bun, Cute, Lux, Muse, Sue, Susan, Susie.



Buzz, Duff, Duke, Justin, Russ, Tudor.

**6c.**  Listen and check your answers (ex. 6b).  
 Паслухай і правер свае адказы (практ. 6b).

**7.**  Read and act out. Прачытайце і разыграйце па ролях.

- Hi! I’m Susie.
- Hello, Susie. I’m Lucky.



**8.**  Write the letters. Прапішы літары.

S s      T t      U u


 Learn to write letters. Вучыся пісаць літары.

## Lesson 5. Have you got a sister?

1.  Listen, look, and say the chant. Паслухай, паглядзі і раскажы рыфмоўку.



Have you got a sister? – No, I haven't.  
Have you got a brother? – No, I haven't.  
Have you got a cat? – No, I haven't.  
Have you got a dog? – Yes, I have!

2a.  Listen, look, and answer: Why is Liz crying?  
Паслухай, паглядзі і адкажы: Чаму Ліз плача?



2

Have you got a mum?



Yes, I have.

3

Liz!



Oh, mummy! I love you very much!<sup>1</sup>

**2b.**  Act out the story. Розыграйте гісторыю па ролях.

**3.**  Role-play “Lost in the park”. Ролевая гульня «Згубіўся ў парку».

**Model.** Policeman: What’s your name?

You: I’m Danila.



Policeman: What’s your surname?

You: Makarevich.

Policeman: How old are you?

You: I’m seven.



<sup>1</sup> I love you very much! – Я цябе вельмі люблю!



**Policeman:** Have you got a mum?

**You:** Yes, I have.





**Policeman:** Have you got a dad?

**You:** Yes, I have.





**Policeman:** What's your mum's phone number?

**You:** 2409908.

4.   Listen, chant along, and say the “Letters and sounds” chant. Паслухай, прагавары адначасова з запісам і раскажы рыфмоўку «Літары і гукі».

<p>Vv</p>  <p>vase</p>	<p>Ww</p>  <p>window</p>
--	---

5.   Watch, listen, and say the letter sounds (read the letters). Паглядзі, паслухай і назаві гукі, якія гэтыя літары перадаюць (прачытай літары).

Aa, Bb, Cc, Dd, Ee, Ff, Gg, Hh, Ii, Jj, Kk, Ll, Mm, Nn, Oo, Pp, Qq, Rr, Ss, Tt, Uu, Vv, Ww, Xx, Zz.

**6a.** Read the names 1) after the teacher; 2) together with the teacher; 3) in pairs. Прачытай: імёны 1) за настаўнікам; 2) разам з настаўнікам; 3) у парах.



Meg

Jess

Emma

Stella

Eva

Eve



Jeff

Fred

Greg

Pete

Leo

Steve


**6b.** Read 1) the words with “e” as in “Egypt”; 2) with “e” as in “elephant”; 3) all the words. Прачытай: 1) словы з літарай “e”, як у слове “Егэпт”; 2) словы з літарай “e”, як у слове “elephant”; 3) усе словы.



Bella, Ellis, Emma, Eva, Eve, Jess, Meg, Stella, Tessa.



Dennis, Edwin, Fred, Greg, Jeff, Ken, Leo, Pete, Steve.

**6c.**  Listen and check your answers (ex. 6b). Паслухай і правер свае адказы (практ. 6b).

**7.**  Read and act out. Прачытайце і разыграйце па ролях.

– I’m a hen. I’m Jen.

– Hi, Jen. I’m a lemur<sup>1</sup>.

I’m Eva.

– Hello, Eva.



<sup>1</sup> lemur – лемур

8.  Write the letters. Прапішы літары.

V v W w

  Learn to write letters. Вучыся пісаць літары.

 Do the activity “Letters hunt”. Выканай заданне «Паляванне на літары».

## Lesson 6. Families.

1a. Look and say their names in Belarusian. Паглядзі і скажы па-беларуску, як іх завуць.

1



2



3



4



5




6



7






















1b.  Listen, point, and say their names in English. Паслухай, пакажы і прагавары імёны герояў на англійскай мове.

1. Pinocchio; 2. Pippi; 3. Alice; 4. Lillebror (Little Brother); 5. Gingerbread Man; 6. Alyonushka; 7. Chipollino.

**2a.**  Look, listen, and answer: Who's speaking?  
 Паслухай, паглядзі і адкажы: Хто гаворыць?

Model. I haven't got a mum. I haven't got a brother. I haven't got a sister. I've got a dad. – Pinocchio.

				
 	x	✓	x	x
 	✓	✓	✓	✓
 	✓	✓	✓	x
 	x	x	x	x
 	✓	✓	✓✓✓✓✓✓	x
 	✓	✓	x	✓
 	✓	✓	x	x

**2b.**  Play “A guessing game”. Пагуляйце ў гульнію «Адгадай».

Model. A: Have you got a mum?

B: No, I haven't.

A: Have you got a dad?

B: No, I haven't.

A: Pippi.

B: Yes, I'm Pippi.

**3.**  Speak to your classmate about your families. Пагаварыце з аднакласнікам пра вашы сем'і.

Model. A: Have you got a mum?

B: Yes, I have.

A: ...

**4a.** Read the names 1) after the teacher; 2) together with the teacher; 3) in pairs. Прачытай імёны: 1) за настаўнікам; 2) разам з настаўнікам; 3) у парах.



Stacy, Selene, Ivy, Rosie, Susie, Kylie.



Jamie, Stevie, Simon, Tony, Bruce, Bryce.

**4b.**  Read the words. Прачытай словы.



Amy, Ivy, Kylie, Rosie, Selene, Stacy, Sue, Susie.



Brody, Bruce, Bryce, Jamie, Stevie, Simon, Toby, Tony.



**4с.**  Listen and check ex. 4b. Паслухай і правер практ. 4b.

**5а.**  Listen and read the words. Паслухай і пра-чытай словы.

Cat, dog, frog, rat, snake, hen, lemur.

**5b.**  Read and act out. Прачытайце і разыграйце па ролях.



– Hi. I’m Lillebror. I’ve got a cat and a rat, a frog and a hen, a snake and a lemur. I’ve got a dog! Hi, Spot!

– Hello!



**6.**  Write the first letters. Напішы першыя літары.

Model. 1 – r (rat)



 Take part in the competition “Read the words”.  
Прыміце ўдзел у спаборніцтве «Прачытай словы».

## Lesson 7. How's your mum?

1.  Listen, look, and say the chant. Паслухай, паглядзі і раскажы рыфмоўку.

How's your mum? – She's fine. Thanks. 😊

How's your dad? – He's OK. Thanks. 😐

How's your granny? – She's very well. 😊

How's your grandad? – He's not very well. 😞

Oh! I'm sorry!

2.  Grammar secret. Граматычны сакрэт.



3.  Speak to your classmate. Пагавары са сваім аднакласнікам.


Model. A: How's your mum?

B: She's OK. Thanks.

A: How's your ...?

**4a.**  Play “A guessing game”. Пагуляйце ў гульню «Адгадай».

**Model.** **A:** I’ve got a mum, a dad, and a granny.  
**B:** Ted.



**4b.**   Role-play. Ролевая гульня.

**Model.** **Ann:** 3 4 1 0 9 7.


**Ted:** Hello!



**Ann:** Hello, Ted. How are you?






**Ted:** I’m OK, thanks. How are you?

**Ann:** I’m fine, thanks. How’s your mum?

**Ted:** She’s very well.



**5.**   Listen, chant along, and say the “Letters and sounds” chant. Паслухай, прагавары адначасова з запісам і раскажы рыфмоўку «Літары і гукі».

<p><b>Xx</b></p>  <p>fox</p>	<p><b>Yy</b></p>   <p>yellow fly</p>	<p><b>Zz</b></p>   <p>baby zebra</p>
---	--	--

**6.**   Watch, listen, and say the letter sounds (read the letters). Паглядзі, паслухай і назаві гукі, якія гэтыя літары перадаюць (прачытай літары).

Aa, Bb, Cc, Dd, Ee, Ff, Gg, Hh, Ii, Jj, Kk, Ll, Mm, Nn, Oo, Pp, Qq, Rr, Ss, Tt, Uu, Vv, Ww, Xx, Yy, Zz.

**7a.** Read the names 1) after the teacher; 2) together with the teacher; 3) in pairs. Прачытай імёны: 1) за настаўнікам; 2) разам з настаўнікам; 3) у парах.



Sally, Nelly, Lilly, Molly, Buffy, Lynn.



Andy, Henry, Billy, Compu, Lucky.

**7b.**  Read the words. Прачытай словы.




Bonnie, Buffy, Kerry, Libby, Lilly, Lynn, Molly, Nelly, Sally, Sunnie, Wendy.



Andy, Billy, Bobby, Compy, Danny, Harry, Henry, Jerry, Jimmy, Lucky, Terry.

**7c.**  Listen and check ex. 7b. Паслухай і правер практ. 7b.

**8.**  Read and act out. Прачытайце і разыграйце па ролях.

Hi. I'm Roxy.  
I'm a baby dog.  
I'm lucky!

Hi. I'm Toby.  
I'm a baby dog.  
I'm lucky!

Hi. I'm Polly.  
I'm a baby dog.  
I'm lucky!



**9.**  Write the letters. Прапішы літары.

X x      Y y      Z z



Learn to write letters. Вучыся пісаць літары.



Take part in the competition "Read the words".  
Прыміце ўдзел у спаборніцтве «Прачытай словы».

## Lesson 8. Alphabet festival.

1. 🎧 Sing the Alphabet song. Праспявай песню пра алфавіт.

2. Alphabet contest. Алфавітны конкурс.

1. Put the alphabet cards in the correct order. Раскладзіце картачкі з літарамі алфавіта ў правільным парадку.

2. Name the alphabet backwards. Назавіце алфавіт у адваротным парадку.

3. Look and say which letters Susie and Lucky have caught. Паглядзі і скажы, якія літары злавілі Лакі і Сьюзі.



4. 🎧 Listen, chant along, and say the “Letters and sounds” chant in teams. Паслухай, прагавары адначасова з запісам і раскажы рыфмоўку «Літары і гукі» па камандах.

A



J



S



B



K



T



C



L



U



D



M



V



E



N



W



F



O



X



G



P



Y



H



Q



Z



I



R



**5.** Play the “I spy” game. Look at the pictures of ex. 4. Пагуляйце ў гульнію «Я бачу». Глядзіце на малюнкi практ. 4.

**Model.** Teacher: I spy with my little eye something beginning with the sound “s”.

Team 1: Cinema.

Team 2: Snake. Susie.

**6.**  What letters are missing? Якіх літар не хапае?

**Model.** Team 1: Cc. Cat.

Team 2: ...

...at



p...g



fo...



...us



n...t



fro...



...am



d...g



bab...






**7. Play the “Guess the word” game. Пагуляйце ў гульню «Адгадай слова».**

**Team 1:** Choose and mime a word. Выберыце слова і пакажыце яго мімікай і жэстамі.

**Team 2:** Guess the word. Адгадайце гэта слова.

1. baby	4. frog	7. snake
2. rocket	5. fly	8. pig
3. cat	6. fox	9. dog


**8.  Write the words from ex. 7 in big letters. Read them. Напішы словы з практ. 7 вялікімі літарамі. Прачытайце іх.**

Model. 1. BABY.

** Take part in the competition “Read the words”. Прыміце ўдзел у спаборніцтве «Прачытай словы».**

**  Learn to write letters. Вучыся пісаць літары.**

## Lesson 9. Songs and stories marathon.

1a.  Listen to the music and guess the song.  
Паслухай музыку і адгадай песню.



1b.  Sing the songs. Праспявай песні.

2a.  Listen and say the number of the story.  
Паслухай і назаві нумар расказа.






## 2b. Stories marathon. Марафон расказаў.

1. Work in groups. With a dice, choose a story 1–6 from ex. 2a. Працуйце ў групах. З дапамогай кубіка выберыце расказ 1–6 з практ. 2a.


2. Act out the story. Film the performance to show to your parents. Разыграйце расказ. Здыміце паказ на відэа, каб паказаць яго бацькам.

3.  Play the “True or false” board game (p. 64). Пагуляйце ў настольную гульню «Праўда ці не» (с. 64).

1. With a dice, choose a sentence and read it. З дапамогай кубіка выберыце сказ і прачытайце яго.

2. Say if it's true about you. Скажыце, ці праўда гэта.

**Model.** Number 3. I'm 10. No, I'm 9.

 Take part in the competition “Read the words”. Прыміце ўдзел у спаборніцтве «Прачытай словы».

  Learn to write letters. Вучыся пісаць літары.

# START

	<p>1</p>  <p>I've got a cat.</p>	<p>2</p>  <p>I've got a dog.</p>
<p>5</p>  <p>I'm 5.</p>	<p>4</p>  <p>I've got a rat.</p>	<p>3</p>  <p>I'm 10.</p>
<p>6</p>  <p>I'm 9.</p>	<p>7</p>  <p>I've got a dad. I've got a mum.</p>	<p>8</p>  <p>I've got a mum.</p>
<p>11</p>  <p>I'm a cat.</p>	<p>10</p>  <p>I'm 8.</p>	<p>9</p>  <p>I'm a frog.</p>
<p>12</p>  <p>I've got a frog.</p>	<p>13</p>  <p>I've got a pig.</p>	<p>14</p>  <p>I'm 7.</p>

# FINISH

## Lesson 10. Peter's family.

1a. 🎧 Listen and guess: Who is speaking? Паслухай і адгадай: Хто гаворыць?



1b. 👤👤 Play “A memory game”. Пагуляйце ў гульню «Ты памятаеш?».



Model. A: I've got a brother and a sister.

B: Mr Compu.

A: Yes.

1c. 👤👤 🎧 Role-play “Telephone talk”. Ролевая гульня «Размова па тэлефоне».


**Model.** **Peter:** Hello, Mr Compy. How are you?  
**Mr Compy:** Hi, Peter. I'm fine. Thanks. How are you?  
**Peter:** I'm fine, thanks. How's your brother?  
**Mr Compy:** He's very well. Thanks.  
**Peter:** How's your sister?  
**Mr Compy:** ...

**2a.**   **Make up and solve riddles about fairy tale characters (Lesson 6, ex. 2a). Придумайте і адгадайце загадкі пра казачных герояў (урок 6, практ. 2a).**

**Model 1.** **A:** I haven't got a mum. I haven't got a sister. I haven't got a brother. I've got a dad.  
**B:** Pinocchio.

**Model 2.** **A:** I haven't got a family.  
**B:** Pinocchio?  
**A:** No.  
**B:** Gingerbread Man?  
**A:** Yes!  
**B:** Hello, Gingerbread Man.  
**A:** Hello.



**2b.**   **Draw a fairy tale character's family. Speak about it. Намалюй сям'ю казачнага героя. Раскажы пра яе.**

**Model.** Hi. I'm Lillebror. I'm 7. I've got a mum,  
I've got ... .


**2c.** Have a party. Speak for your fairy tale character. Арганізуйце вечарынку. Гавары ад імя свайго казачнага героя.

**Model.** **Chipollino:** Hello! What's your name?

**Pippi:** Hi! I'm Pippi. What's your name?

**Chipollino:** I'm Chipollino. How old are you?

**Pippi:** ...


**3.**  Help Pippi to read the boys' and girls' names. Дапамажы Пэпі Доўгаяпанчоха прачытаць імёны хлопчыкаў і дзяўчынак.

Jill, Dunn, Eva, Emma, Sid, Bob, Sally, Rod, Andy, Tom, Bill, Jane, Jeff, Steve;


Kate, Al, Susan, Greg, Polly, Max, Sandy, Dave, Harry, Meg, Molly, Fred.

**4.**  Write, say, and read the letters from Aa to Zz. Напішы, назаві і прачытай літары ад Aa да Zz.

 Take part in the competition "Read the words". Прыміце ўдзел у спаборніцтве «Прачытай словы».


 Play dominoes "Big and small M-Z letters". Пагуляйце ў даміно «Вялікія і маленькія літары M-Z».

# UNIT 3. People around me.



## Lesson 1. This is my family.

### 1. 📖 Picture dictionary.



**2a.** 🎧 Listen, point to the pictures, and answer: How many sisters and brothers has Liz got? Кількі ў Ліз сяццёр і братоў?







This is my grandad.

4 

This is my sister.

6 

5 

This is my granny.

8 

Oh! A cat?

9 

No! My baby brother Ken!



7 

This is my brother.

**2b.** Read together with a) your teacher; b) your group: group 1 – Mike, group 2 – Liz, then exchange your roles.

**2c.**  Practise and perform at the Readers' Theatre.

**2d.**  Act out the story.

**3a.**   Letter secrets. Listen, read, and answer: What are the common sounds? Якія гукі агульныя?



This is my brother.

My granny and my grandad are great!




**3b.** 👤👤 Read the words.

Red, brother, Rose, grandad, granny, this, great.

**4.** 📝 Write the words.

Model. 1. a mum.



## Lesson 2. What's his name?

**1a.** 🎧 Listen, look, and answer: What are their names? Як їх завуць?

**1b.** 🎧 Sing the song.

What's your name?  
My name's Liz.  
Hip, hip, hip,  
Hooray!



What's your name?  
My name's Mike.  
Hip, hip, hip,  
Hooray!



What's his name?(3)

Andy!

What's his name?(3)

Sandy!



What's her name? (3)

Polly!

What's her name? (3)

Molly!





His name's Andy.

His name's Sandy.


Her name's Polly.

Her name's Molly.

## 2. Grammar secret.

 <p><b>My name's Liz.</b></p> <p><b>I'm Liz.</b></p>	 <p><b>Your name's Mike.</b></p> <p><b>You're Mike.</b></p>
 <p><b>His name's Andy.</b></p> <p><b>He's Andy.</b></p>	 <p><b>Her name's Polly.</b></p> <p><b>She's Polly.</b></p>

**3a.** 👤👤 Read, look at the pictures, and say: What are their names? Як их завуць?



Hi, I'm Rose. Look at my family. This is my mum. Her name's Plum. This is my dad. His name's Brad. This is my sister. Her name's Sis. This is my brother. His name's Bro. This is my granny. Her name's Big Plum. This is my granddad. His name's Big Brad.

**3b.** 👤👤 Play "A memory game".

**Model.** A: Hi, I'm Rose.

B: Hi, Rose. Have you got a mum / a dad?

A: Yes, I have.

B: What's her / his name?

A: Her / his name's ...



**4.** Show (пакажы) your family photo. Speak about it.

**Model.** This is my mum. Her name's Lena. Her surname's ...

5.  Look at the pictures (ex. 3a) and write about Rose's family.

Model. 1. This is her mum. Her name's Plum.  
2. This is her dad. His name's Brad.

### Lesson 3. Apple cake and orange cake.

1a.   Letter secrets. Listen, read, and answer:  
What are the common sounds? Якія гукі агульныя?





A baby snake is on the cake.



An apple and a cat are on a hat.

1b. Look and guess why the letter Aa stands for different sounds.

**Aa**

			
n a m e	c a t	g r a n n y	a p p l e
<input type="text"/> a <input type="text"/> e	<input type="text"/> a <input type="text"/>	<input type="text"/> <input type="text"/> a <input type="text"/> <input type="text"/> y	<input type="text"/> a <input type="text"/> <input type="text"/> <input type="text"/> e
acorn snake cake	jam dad sad	grandad Andy	thanks

BUT: family, have.

**1c.**  Help Rose to read the words with the sound “a” as in “acorn” and with the sound “a” as in “apple”.

Name, Kate, Dan, granny, Dave, Pam, baby, family, Jake, Andy, snake, hat, apple, dad, Sandy, cat.

**2a.** Read the words. What do the words mean?  
Што азначаюць гэтыя словы?



take



make



paper



hat



cake



sad



happy

**2b.**  Listen, read, and answer: What presents do Jake and Pam make? Якія падарункі робяць Джэйк і Пэм?

1. This is Jake. He's seven.  
This is his sister. Her name's Pam. She's ten.





2. Jake takes some black paper<sup>1</sup>. He makes a paper hat. Pam takes some apple jam<sup>2</sup>. She makes an apple jam cake.

3. Oh, no! The snake is on the cake! The cat is on the hat! The rat is on the apple! Bad snake!<sup>3</sup> No cake! No hat! Jake is sad. Pam is sad.



4. Jake takes some red paper. He makes a paper hat. Pam takes some orange jam<sup>4</sup>. She makes an orange jam cake.

<sup>1</sup> some black paper – няшмат чорнай паперы

<sup>2</sup> apple jam – яблычны джэм, варэнне

<sup>3</sup> Bad snake! – Дрэнная змяя!

<sup>4</sup> orange jam – апельсінавы джэм, варэнне

5. “Happy birthday<sup>1</sup>, Dad!”  
Dad is happy.



**2c.**  True or false?

1. Jake has got a sister.
2. Her name's Pam.
3. She's seven.
4. Jake makes a hat.
5. Jake makes an apple jam cake.
6. No hat! No cake! Jake is sad. Pam is sad.
7. Pam makes an orange jam cake.
8. Dad is happy.

**2d.**   Read ex. 2b in pauses (у паўзах). Listen and check.

**2e.** Read expressively. Take part in a readers' contest. Прачытай выразна. Прымі ўдзел у конкурсе чытальнікаў.

---

<sup>1</sup> Happy birthday ... – З днём нараджэння ...



**3.  Complete and write the sentences. Дапоўні і напішы сказы.**

cake    hat    baby    snake    jam

1. Jake makes a paper ... 

2. Pam makes an orange jam ... 





3. Her granny makes apple ... 


4. My sister is one. She's a ... 

5. A baby ... is on the cake. 

## Lesson 4. Where are you from?

**1.  Picture dictionary.**

			
Africa	America	Belarus	Britain

**2a.**  Listen, read, and answer: Where's Mikita from? Адкуль Мікіта?

- Hello. What's your name?
- My name's Mikita. What's your name?
- I'm Mike.



- Where are you from?
- I'm from Belarus.
- I'm from Belarus! I'm from Belarus!

– No, Peter. You're from Africa. He's from Belarus.



– I'm from Africa! I'm from Africa!

**2b.** Read together with a) your teacher; b) your group: group 1 – Mike, group 2 – Mikita, group 3 – Peter, then exchange your roles.

2c. 🌸 Practise and perform at the Readers' Theatre.

2d. 🌸 Act out the story.

3. 🌐 Grammar secret.

I'm from Britain.



You're from Africa.



He's from Belarus.



She's from Britain.



4. Read and match the sentences.

Model. 1 – C.

- |   |  |
|---|--|
| <ol style="list-style-type: none"> <li>1. Her name's Mrs Read.</li> <li>2. His name's Mikita.</li> <li>3. His name's Mr Compy.</li> <li>4. His name's Peter.</li> <li>5. Her name's Liz.</li> </ol> | <ol style="list-style-type: none"> <li>A. He's from Belarus.</li> <li>B. He's from Africa.</li> <li>C. She's from Britain.</li> <li>D. He's from America.</li> <li>E. She's from Britain.</li> </ol> |
|---|--|

**5a.**  **Speak about the girls and boys.**

**Model.** Her name's Alina. She's 8. She's from Belarus.



Alina, 8,  
Belarus



Nell, 7,  
America



Tim, 6,  
Africa



Ann, 8,  
Britain



Gleb, 9,  
Belarus

**5b. Speak about you.**


**Model.** My name's ... My surname is ... I'm 9. ...

**6.**  **Write about the girls and boys.**

**Model.** 1. Her name's Pam. She's from America.



Pam



Sam





Alina



Dan

**Lesson 5. A big dinner.**

**1a.**   **Letter secrets. Listen, read, and answer:**  
**What are the common sounds? What letters stand for the sounds? Якія гукі агульныя? Якія літары абазначаюць гэтыя гукі?**



Help! His horse is on her hat!

Pasha



Sasha and Pasha help Natasha.

**1b.** Help Rose to read the words with the sound “h”, then with the sound “sh”.

She, he, his, Pasha, Masha, hello, her, hi, Natasha, horse, hat, help.

**2.** Complete and write the sentences. Дапоўні і напішы сказы.

horse    help    her    hat    Natasha

1. This is ...



2. This is her ...



3. This is her ...





4. The horse is on ... hat.



5. Sasha and Pasha ... Natasha.



**3a.**   **Letter secrets. Listen, read, and answer: What are the common sounds? Якія гукі агульныя?**



Hi! I'm Nigel. I like ice cream.

Jill has got six big pizzas.



**3b.** Look and guess why the letter Ii stands for different sounds.

**Ii**



M i k e

	i		e
--	---	--	---

fine  
nine  
hi




L i z s i s t e r l i t t l e

	i					e						e
--	---	--	--	--	--	---	--	--	--	--	--	---

his      sister  
this     pink  
is        igloo

**3c.**  **Help Rose to read the words with the sound “i” as in “ice cream”, then with the sound “i” as in “igloo”.**

Liz, Mike, I, hi, six, fine, nine, Bill, this, five, little, big, nice, Jill, his, nine, ice cream, sister.

**4a.**  Read the words. What do the words mean?  
Што азначаюць гэтыя словы?



fish



pizza



milkshake



mint ice cream



dinner time

**4b.**  Listen, read, and answer: What's for family dinner?  
Што ў сям'і на вячэру?

1



Jill is six. She is in Britain. Dinner time! Jill likes milkshake for dinner<sup>1</sup>.

Jill has got a big sister, Izzy. Izzy is in Africa. Dinner time! Izzy likes fish for dinner.

2



<sup>1</sup> for dinner – на вячэру

Jill has got two big brothers, Nigel and Jimmy. Nigel is in America. Dinner time! Nigel likes pizza for dinner.



4



Jimmy is in India. Dinner time! Jimmy likes mint ice cream<sup>1</sup> for dinner.

Izzy, Nigel and Jimmy visit<sup>2</sup> Mum and Dad in Britain. Dinner time! Six pizzas, six fish, six mint ice creams, and six milkshakes!

5



---

<sup>1</sup> mint ice cream – мятнае марожанае

<sup>2</sup> visit – наведваюць



**4c.**  Match the sentences.

Model. 1 – C.

1. Jill is six. She is in Britain.
2. Jill has got a big sister. Her name's Izzy. Izzy is in Africa.
3. Nigel is her big brother. He's in America.
4. Jimmy is her big brother. Jimmy is in India.
5. Dinner time in Britain!
  - A. Jimmy likes mint ice cream for dinner.
  - B. Nigel likes pizza for dinner.
  - C. Jill likes milkshake for dinner.
  - D. Six pizzas, six fish, six mint ice creams, and six milkshakes!
  - E. She likes fish for dinner.

**4d.**   Read ex. 4b in pauses. Listen and check.

**4e.** Read expressively. Take part in a readers' contest. Прачытай выразна. Прымі ўдзел у конкурсе чытальнікаў.

**5.**  Look at the pictures and write the words.

Model. 1. Milk.

Six, nine, fish, milk, five, pink.

1



2



3



4



5












6



## Lesson 6. Look at me!

### 1. Picture dictionary.

				
a mouth	a nose	eyes	ears	hair
				
long	short	big	little	

### 2a. Listen and point to the picture.

### 2b. Say the rhyme.

Two little eyes.  
Two big ears.  
One little mouth.



One long nose.  
Short grey hair.  
Hello! I'm Rose.

**3a.**  Listen, read, and answer: Is Nikki beautiful?  
Нікі прыгожая?

1  It's a magic mirror!

2  I've got a little nose.

3  I've got a little mouth.

4  I've got little ears.

5  I've got big eyes.

6  I've got long hair.

7  I'm beautiful!

**3b.**  Read the story.

**4a. Read and guess: Who's speaking? Хто гаворыць?**

I've got short pink hair. I've got a funny (смешны) nose. I've got big ears. I'm little.



Lillebror



Pinocchio



Piglet



Alice



Pippi

**4b. Play "A guessing game".**

**Model.** A: I've got little ears and a long nose. I've got brown hair.

B: Are you Pinocchio?

A: Yes.

**5.  Complete the sentences and write about Rose.**

little

short

little

long

big




I'm Rose. I've got little eyes. I've got ... ears. I've got a ... mouth. I've got a ... nose . I've got ... hair.

** Play the game "Snakes and ladders". Пагуляцэ ў гульню «Змеі і лесвіцы».**



## Lesson 7. He's got purple hair!

### 1. 🌐 Picture dictionary.

 black	 brown	 grey	 green
 orange	 pink	 white	 yellow
 red	 blue	 purple	

### 2. 👤 Speak about you.

**Model.** I've got fair<sup>1</sup> hair. I've got blue eyes.

 hair	 eyes
fair	blue
black	grey
red	brown
brown	green

<sup>1</sup> fair – светлая (воласы)

**3a.**  Listen, read, and answer: Who do Liz and Mike see? Кого бачаць Ліз і Майк?



**Liz:** Hello, Mike! How are you?  
**Mike:** Hi! I'm fine. Thanks.



**Liz:** What's this?



**Liz:** He's got purple hair!  
**Mike:** What? Purple hair?

**Liz:** He's got yellow eyes!  
**Mike:** What? Yellow eyes?



**Mike:** Let me see.<sup>1</sup> He's got fair hair! He's got blue eyes!  
**Liz:** What?

**Liz and Mike:** He's a clown!  
Ha-ha-ha!



<sup>1</sup> Let me see. – Дай пагляджу.

**3b.** Read together with a) your teacher; b) your group: group 1 – Mike, group 2 – Liz, then exchange your roles.

**3c.**  Practise and perform at the Readers' Theatre.

**3d.**  Act out the story.

**4.**  Grammar secret.



I've got red hair.



She's got fair hair.



He's got purple hair.

**5a.** Read and guess: Which clown is it? Які гэта клоўн?

He's got orange hair, grey eyes, a big nose, and a big mouth. He's got a blue hat. What's his name?



Bom



Winny



Bill



Wilda

## 5b. Play “A guessing game”.

**Model. A:** She’s got pink hair, green eyes, a little nose, and a big mouth. She’s got a blue hat.

**B:** Wilda.

## 5c. Complete the sentences and write about your mum or dad.

I’ve got a mum. She’s got ... hair. She’s got ... eyes. She’s got ... ears. She’s got a ... nose and a ... mouth.

I’ve got a dad. He’s got ... hair. He’s got ... eyes. He’s got ... ears. He’s got a ... nose and a ... mouth.

## Lesson 8. The Green family from Greenland.

### 1. Picture dictionary.







eight



nine



ten

## 2. 👤👤 Speak to your classmate.

**Model.** A: How old are you?

B: I'm eight. How old are you?

A: I'm seven.

3a. 🎧 📖 Letter secrets. Listen, read, and answer:  
What are the common sounds? What letters stand for the sounds?  
Якія гукі агульныя? Якія літары абазначаюць гэтыя гукі?



This is Beth. Beth is three.

tree →

ee

She is in Green Tree Street.



## 3b. 👤👤 Help Rose to read the words.

Three, thanks, trees, mouth, green.

**4a. Read the words. What do the words mean?**



Greenland



street



like



sheep



jeep

**4b.  Listen, read, and answer: Who's in the twins' family? Хто ёсць у сям'і блізнят?**

1



This is Green Tree Street in Greenland.

2



This is the Green family from Green Tree Street in Greenland.

3



Beth, Meena and Cath are sisters. Beth is three. Meena is three. Cath is three.

4



Beth has got a cat. Her name's Beebee. Beth likes Beebee, and Beebee likes Beth.

5



Meena has got a dog. His name's Barkee. Meena likes Barkee, and Barkee likes Meena.

6



Cath has got a rat. Her name's GeeGee. Cath likes GeeGee, and GeeGee likes Cath.

Beth, Meena and Cath have got a granny. Her name's Martha.

7



8



Granny Martha has got a sheep. Her name's Nadalee. Granny Martha likes Nadalee, and Nadalee likes Granny.

Beth, Meena and Cath have got a grandad. His name's Lee.

9




10



Beep! Beep!

Grandad Lee has got a jeep. It's green. Beth and Beebee, Meena and Barkee, Cath and GeeGee, Granny Martha and Nadalee are in the jeep. Beep! Beep!

**4c.**  Write the names of all the characters in two groups: male and female. Напішы імёны ўсіх герояў у два слупкі: мужчынскія і жаночыя.

Beth, Meena, Cath, Beebee, Barkee, GeeGee, Lee, Martha, Nadalee.

**4d.**   Read ex. 4b in pauses. Listen and check.

**4e.** Read expressively. Take part in a readers' contest. Прачытай выразна. Прымі ўдзел у конкурсе чытальнікаў.


5.  Complete and write the sentences. Дапоўні і напішы сказы.

Street      sheep      three      green      jeep

1. Beth, Meena, and Cath are ... sisters.
2. Granny Martha has got a ... .
3. Grandad Lee has got a ... .
4. The jeep is ... .
5. The Green family is from Green Tree ... .

 Play the game “Snakes and ladders”. Пагуляйце ў гульню «Змеі і лесвіцы».

## Lesson 9. Meet my family.

1a.  Listen, read, and answer: Who has got brown eyes in Tanya's family? У каго ў сям'і Тані карыя вочы?

My family.



My name's Tanya. I'm seven.  
I'm from America. I've got  
brown hair and brown eyes.

I've got a mum, a dad, a big sister, and a baby brother.



This is my mum. Her name's Melissa. She's got blue eyes and fair hair. She's beautiful.

This is my dad. His name's Oliver. He's nice.



This is my sister. Her name's Sonya. She's ten. She's got fair hair and brown eyes.

This is my brother. His name's Danny. He's one. He's funny.



**1b.**  **Answer the questions.**

1. How old is Tanya?
2. Where's Tanya from?
3. What colour is her hair?
4. What colour are her eyes?
5. Has Tanya got a mum?
6. Has Tanya got a dad?

7. Has Tanya got a sister?
8. How old is she?
9. Has Tanya got a brother?
10. What's his name?
11. How old is he?

**2.** 💡 **Do the project: “My family” booklet. Зробі праект: буклет «Мая сям’я».**

- Write about your family. Напішы пра сваю сям’ю.
- Draw your family or stick photos. Намалюй сваю сям’ю або прыклей фотаздымкі.
- Make the booklet. Зробі буклет.
- Be ready to present your project. Будзь гатовы прадставіць свой праект.

## Lesson 10. How old is he?

**1a.** 🎧 **Listen, read, and answer: Who’s Lucky’s friend? Хто сябра Лакі?**



1

**Lucky:** What’s your name?

**Susie:** Susie. What’s your name?

**Lucky:** I’m Lucky.

**Lucky:** How old are you?

**Susie:** I’m four. How old are you?

**Lucky:** I’m two.

**Lucky:** Have you got a sister?

**Susie:** Yes, I have. Her name's Kitty. She's beautiful. She's got long white hair and big blue eyes. She's got little ears and a little pink nose.

**Lucky:** How old is she?

**Susie:** She's four.

2



3



**Susie:** Have you got a sister?

**Lucky:** No, I haven't.

**Susie:** Have you got a brother?

**Lucky:** No, I haven't.

**Lucky:** I've got a friend. He's got brown hair. He's got blue eyes. He's nice.

**Susie:** Look! Your friend!

4



5



**Lucky:** No. This is my friend. His name's Mike.

**Susie:** How old is he?

**Lucky:** Oh, Susie!

### 1b. 👤 True or false?

1. Susie is four.
2. Susie has got a brother.
3. Her sister is beautiful.
4. Lucky is four.



5. Lucky has got a brother. 6. Lucky has got a sister. 7. Mike has got brown eyes.

**1c.** Read together with a) your teacher; b) your group: group 1 – Lucky, group 2 – Susie, then exchange your roles.

**1d.**  Practise and perform at the Readers' Theatre.

**1e.**  Act out the story.

**2.** Speak about your friend. Don't say his / her name. Let your classmates guess his / her name.

**3.** Speak to your new (новым) classmate.

**Model.** A: What's your name?

B: I'm Anton. What's your name?

A: I'm Dasha.

B: How old are you?

A: I'm seven. How old are you?

B: I'm eight.

A: Have you got a sister?

B: No, I haven't. Have you got a sister?


A: Yes, I have.

B: What's her name?

A: Her name's Palina.

 Play the game "Snakes and ladders". Пагуляйце ў гульню «Змеі і лесвіцы».

# UNIT 4. Our pets.



## Lesson 1. In a pet shop.

### 1. Picture dictionary.

			
a budgie	a goldfish	a guinea pig	a tortoise
			
a kitten	a puppy	a rat	

### 2. Letter secrets. Listen, read, and answer: What are the common sounds? What letters stand for the sounds? Why?

The goldfish and the guinea pig are big, but not the budgie.





The puppy and the budgie jump on the bus, but not Susie.



b u s      j u m p      p u p p y      l u c k y

u        u         u   y       u   y

3a. Listen and point to the pictures.

3b. Listen, read, and say the chant.



What's this? – It's a dog!



What's this? – It's a frog!



What's this? – It's a cat!



What's this? – It's a rat!

4a. Listen, read the story, and answer: Who's the monster? Хто монстр?



Liz: What's this, Mrs Read?


Mrs Read: It's a guinea pig.





**Liz:** Look! It's a tortoise.

**Mike:** It's a goldfish.



**Liz:** Is it a parrot, Mrs Read?

**Mrs Read:** No, it's a budgie.

**Mike:** What's this? A monster?



**Peter:** No, it's me, Peter!  
Ha-ha-ha!


**4b.** Read together with a) your teacher; b) your group: group 1 – Mrs Read, group 2 – Mike, group 3 – Liz, group 4 – Peter, then exchange your roles.

**4c.** 🧑🏫 Practise and perform at the Readers' Theatre.

**4d.** 🧑🏫 Act out the story.


**5.** 📝 What's this? Look and write the answer.

**Model. 1.** – It's a rat.



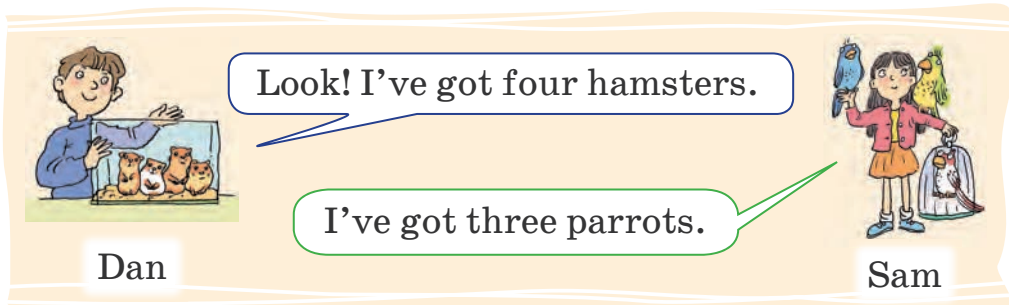
## Lesson 2. Our pets.

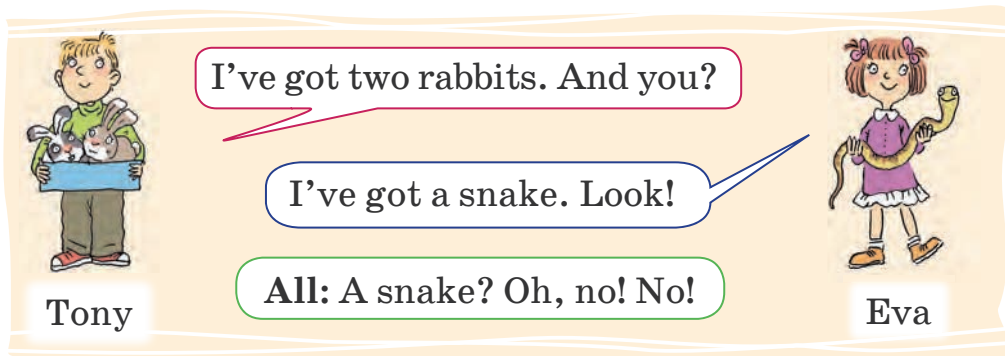
### 1. 📖 Picture dictionary.



### 2a. Count the pets.

### 2b. 🎧 Listen and point to the picture.






**2c.** Read together with a) your teacher; b) your group: group 1 – Dan, group 2 – Sam, group 3 – Tony, group 4 – Eva, then exchange your roles.

**2d.** 🌸 Practise and perform at the Readers' Theatre.

**2e.** 🌸 Act out the story.

**3.** 📖 Grammar secret.


one cat – two cats



hamsters  
dogs  
frogs

rabbits  
parrots  
cats

foxes  
boxes  
tortoises

**4a.**  Listen and sing the song “Ten funny<sup>1</sup> little rabbits”.



One funny, two funny,  
three funny little rabbits,  
Four funny, five funny,  
six funny little rabbits,  
Seven funny, eight funny,  
nine funny little rabbits,  
Ten funny little rabbits.



**4b.** Make up your song.

**5a.** Speak about your pets.

a kitten – **three** kittens    a puppy – **two** puppies

a goldfish – **four** goldfish

**Model.** A: I’ve got a kitten.

B: I’ve got three puppies.

**5b.** Play “A memory game”. Speak about your class.

**Model.** Natasha’s got a cat. Vova’s got a dog.

<sup>1</sup> funny – смешная

**5c.** Count the pets of your classmates.

Model. We've got 5 dogs.

**6a.**  Count the pets and write (see ex. 3, p. 8).

Model. two kittens



... kittens, ... parrots, ... puppies, ... goldfish.

**6b.**  Write sentences about the boy and his pets.

Model. He's got two kittens.

## Lesson 3. I want<sup>1</sup> a pet.

**1.**  Listen and look. Read and say the chant.



Have you got a parrot?  
Have you got a frog?  
Have you got a tortoise?  
Have you got a dog?

<sup>1</sup> want – хачу



I haven't got a parrot.  
 I haven't got a frog.  
 I haven't got a tortoise.  
 I haven't got a dog.



Have you got a rabbit?  
 Have you got a cat?  
 Have you got a goldfish?  
 Have you got a rat?

I haven't got a rabbit.  
 I haven't got a cat.  
 I haven't got a goldfish.  
 I haven't got a rat.



I want a pet!

## 2. 🌐 Grammar secret.

?	<b>Have</b> you <b>got</b> a pet?
+	Yes, I <b>have</b> . I've <b>got</b> a rabbit.
-	No, I <b>haven't</b> . I <b>haven't got</b> a pet.

I've = I **have**

**haven't** =  
**have not**

### 3a. 🧑🧑 Play “A guessing game”.

**Model.** A: Have you got a budgie?

B: No, I haven't.

A: Have you got a cat?

B: Yes, I have.

A: You're Natasha.

B: Right!<sup>1</sup>



Bob



Natasha



Jill



Rob



Tim

### 3b. 🧑🧑 Read and guess: Who is speaking?

1. I've got a puppy. Its name's Rusty. It's got brown eyes, a black nose, little ears and grey hair. It's nice.

It's got brown eyes. =  
It has got brown eyes.  
It's nice. = It is nice.

2. I've got a parrot. It's beautiful. It's got little black eyes. It's red, blue, and green. It's funny.

### 3c. 🧑🧑 Look at the pictures and speak about the other pets that you like.

<sup>1</sup> Right! – Правильна!

**3d.**  Look at the pictures and speak about you.

**Model.** I haven't got a budgie. I haven't got a frog. I've got a cat. My cat is black. It's got yellow eyes. It's got ... .

**4a.**  Look, read, and guess the animal.

**Model.** It's got a little mouth.  
It's got a pink nose.  
It's got black eyes.  
It's got big ears. What is it?



**4b.** Make up your riddles. Tell them to the class.


**5.**  Ask Liz and write the questions (see ex. 1, p. 102, 105).

**Model.** 1. Have you got a tortoise?



## Lesson 4. I can swim.

### 1. Picture dictionary.

 <p>jump</p>	 <p>dance</p>	 <p>swim</p>
 <p>run</p>	 <p>hide</p>	 <p>climb a tree</p>
 <p>walk</p>	 <p>sing</p>	 <p>fly</p>

### 2. Letter secrets. Listen, read, and answer: What's the common sound? What letter stands for the sound?



White rabbits can  
walk and swim.



3a. 🌐 Grammar secret.



I		
He		walk
She		fly
It	can	hide
We		run
You		dance
They		

3b. 🎧 👤 Susie, Lucky, Peter, and Rose are boastful<sup>1</sup> pets. Listen, read, and answer: Who says it?  
Хто гэта гаворыць?

1. I can walk. I can jump and run. I can swim.
2. I can walk. I can jump and run. I can swim.  
I can climb trees.
3. I can walk. I can jump and run. I can swim.  
I can hide.
4. I can walk. I can jump and run. I can fly.

<sup>1</sup> are boastful – любяць выхваляцца

**4a.**  Read and complete the ad<sup>1</sup> about one of the lost pets.

Take<sup>2</sup> the ... . It's little. It's white and brown. It's got long ears and black eyes. It's got a black nose. It's beautiful. It can walk, run and jump. It's funny.



**4b.** Make up your ad about a lost pet. Find a family for the lost pet.<sup>3</sup> Who wants to take it? Хто хоча яго ўзяць?

**5.**  Draw your favourite pet and write about it.

1. It's a ... .
2. It can ... and ... .
3. It can ... .
4. It has got ... and ... .
5. It's ... .

## Lesson 5. I can't climb a tree.

**1a.**  Listen, read, point to the picture, answer: What can the cat do? What can the dog do?

---

<sup>1</sup> ad – рэкламная аб'ява

<sup>2</sup> Take – Вазьмі(це)

<sup>3</sup> Find a family for the lost pet. – Знайдзі сям'ю для хатняга выхаванца, які згубіўся.

**Cat:** I can run.

**Dog:** I can run too.

**Peter:** I can run!



**Cat:** I can jump.

**Dog:** I can jump too.

**Peter:** I can jump!

**Cat:** I can climb a tree.

**Dog:** I can climb a tree too.

**Peter:** I can climb a tree!



**Peter:** Ha-ha-ha! You can't climb a tree!

**Dog:** I can't climb a tree. But<sup>1</sup> I can swim!

**1b.** Read together with a) your teacher; b) your group: group 1 – Lucky, group 2 – Susie, group 3 – Peter, then exchange your roles.

**1c.** 🐾 Practise and perform at the Readers' Theatre.

**1d.** 🐾 Act out the story.

<sup>1</sup>but – але

1e. 🌐 Grammar secret.

I	can't	climb a tree
He		
She		
It		
We		
You		
They		



2. 👤 Play “A guessing game”.

**Model.** A: It can walk and fly. It can run and jump. It can't swim. What is it?

B: It's a budgie.

A: Yes, it is.

✓ = can

✗ = can't

	walk	run	jump	swim	fly
A budgie	✓	✓	✓	✗	✓
A kitten	✓	✓	✓	✓	✗
A goldfish	✗	✗	✗	✓	✗
A tortoise	✓	✗	✗	✓	✗
A snake	✗	✗	✗	✓	✗



**3a. 👤👤 What's wrong?<sup>1</sup>. Read and answer.**

**Model.** A tortoise can't fly.



A tortoise can walk. It can swim. It can hide. It can fly. It can't run.

A budgie can fly. It can walk. It can't jump. It can swim.



A goldfish can swim. It can jump. It can run. It can't sing.

A puppy can jump. It can run. It can't walk. It can swim.



**3b. 📝 Write the answers.**

## Lesson 6. Can you swim?

**1a. 🎧 Listen and point to the pictures.**

**1b. Read and sing the song.**

Can you fly like<sup>2</sup> a parrot?  
Can you swim like a dog?



<sup>1</sup> What's wrong? – Што няправільна?

<sup>2</sup> like – як

Can you hide like a mouse?  
Can you jump like a frog?



Can you walk like a cat?  
Can you run like a rabbit?



Can you dance like a hamster?  
Can you sing like a parrot?



I can, you can, he can, she can, we can,  
they can, too.

## 2. 🌐 Grammar secret.

can't = cannot

?	Can a dog swim?		Can a parrot swim?
+	Yes, it <b>can</b> . A dog <b>can</b> swim.	-	No, it <b>can't</b> . A parrot <b>can't</b> swim.

## 3. 👤 Express surprise and correct the sentences. Выкажы здзіўленне і папраў сказы.

Model. 1. Budgies can swim. – Can budgies swim?  
No, budgies can't swim.

1. Budgies can swim.
2. Hamsters can fly.
3. Snakes can walk.
4. Tortoises can jump.
5. Goldfish can run.

4a. 🎧 Listen to the children. Guess their pets.

Model. He's got a dog.

4b. 👤👤 Read and match with the picture.

A



B



C



D



E



F



1. My pet is little. It's green. It can jump and swim. It can't walk or run.

2. My pet is little. It's green, blue, and yellow. It can fly. It can sing.

---

3. My pet is little. It's green, brown, and black. It can walk and hide. It can swim. It can't jump or fly.

---

4. My pet is big. It's black and white. It's got brown eyes. It's got long ears. It can walk and run. It can jump and swim.

5. 👤👤 Play "A guessing game".

Model:

Can it	run? jump? walk? swim? fly?	Yes, it can. No, it can't.
--------	---	-------------------------------



Is it	big? little? brown? green? white?	Yes, it is. No, it isn't.
-------	---	------------------------------

It's a	rat. hamster.	Wrong! Right!
--------	------------------	------------------

## 6. Complete and write the sentences.

swim      fly      walk      black      yellow

I've got a beautiful budgie. It's green and (1) ... . It's got little (2) ... eyes. It can (3) ... and (4) ... . It can't (5) ... .

## Lesson 7. Animal shelter.<sup>1</sup>

1a.  Listen, look, and speak about the budgie.

1b. Read and say the chant.

Has he got a cat?	He hasn't got a cat.
Has he got a rat?	He hasn't got a rat.
Has he got a dog?	He hasn't got a dog.
Has he got a frog?	He hasn't got a frog.





He's got a little budgie.  
It's yellow, green, and blue.  
He loves his little budgie.  
His budgie loves him too.

<sup>1</sup> Animal shelter. – Прытулак для жывёл.

## 2. 🗺️ Grammar secret.

?	Has he got a cat?	Has she got a cat?
+	Yes, he <b>has</b> . He's got a cat.	- No, she <b>hasn't</b> . She <b>hasn't</b> got a cat.
he's = he has		hasn't = has not

## 3a. 🎧 Listen and say the number<sup>1</sup> of the pet.



## 3b. 👤 Read and say the number of the pet.

A. It's brown. It's got long ears and a big mouth. It's got a black nose. It can jump and run. It can swim. It can't fly. Help me find my pet.<sup>2</sup>

<sup>1</sup> say the number – назаві нумар

<sup>2</sup> Help me find my pet. – Дапамажы мне знайсці майго хатняга выхаванца.

**B.** It's grey. It's got long ears and a little mouth. It's got little black eyes. It's got a pink nose. It can jump and run. It can't swim. It can't fly. Help me find my pet.

**C.** It's yellow and brown. It's got little ears and a little mouth. It's got a little nose. It can walk and swim. It can't jump or run. It can't fly. Help me find my pet.

**D.** It's grey and white. It's got little ears and a little mouth. It's got a pink nose. It can walk, jump, and run. It can swim. It can climb a tree. It can't fly. Help me find my pet.



**3c.** Choose a pet and speak about it. Which pet do you want to adopt? Якога хатняга выхаванца ты хочаш сабе ўзяць?

**3d.**  Complete the text and write it. Which pet is it?

little    jump    long    blue    fly    swim

It's green, (1) ..., black, and yellow. It's little. It's got little ears and a (2) ... mouth. It's got a (3) ... nose. It can walk, (4) ... and run. It can't (5) ... . It can (6) ... . Help me find my pet.

## Lesson 8. My big pet shop.

1a.   Letter secrets. Listen, read, and answer: What are the common sounds? What letter stands for the sounds?

No, Rose! Don't go!



Tom's got a dog. Bob's got a frog.



1b. Look and guess why the letter Oo stands for different sounds.

Oo

o		o														
g o	n o s e	g o t	l o n g													
<table border="1"><tr><td></td><td>o</td></tr></table>		o	<table border="1"><tr><td></td><td>o</td><td></td><td>e</td></tr></table>		o		e	<table border="1"><tr><td></td><td>o</td><td></td></tr></table>		o		<table border="1"><tr><td></td><td>o</td><td></td><td></td></tr></table>		o		
	o															
	o		e													
	o															
	o															
no	Rose	dog	Compy													

2a. Read the words. What do the words mean?



stand



little place



bump





sad



pat



hand



jump



happy




make



go



stop

**2b.**  Listen, read, and answer: When are the pets happy? Калі хатнія выхаванцы шчаслівыя?



1. I've got a pet shop, and  
I haven't got place to stand  
With a parrot, a rabbit, a cat,  
A hamster, a snake, and a rat!

2. I've got a pet shop, but  
I go bump, bump, bump  
Into the parrot, the rabbit, the cat,  
The hamster, the snake, and the rat!



3. Look! My pets are sad!  
It's bad my pets are sad ...<sup>1</sup>  
What's that?<sup>2</sup>  
What's that?



4. I make a big pet shop,  
And I pat my pets,  
and I pat them<sup>3</sup>,  
I pat them and don't stop!

5. I pat with my hand  
My parrot, my rabbit, my cat,  
My hamster, my snake, and my rat!  
And it isn't bad!



6. Look! What's that?  
My pets aren't sad.  
What's that?  
What's that?

---

<sup>1</sup> It's bad my pets are sad ... – Дрэнна, што мае хатнія выхаванцы сумуюць ...

<sup>2</sup> What's that? – Што гэта?

<sup>3</sup> I pat them – я іх гладжу



7. The parrot, the rabbit, the cat,  
The hamster, the snake, and  
the rat  
Are happy in the big pet shop!  
They jump and they don't stop!

**2c.** Number the sentences in the correct order.

**Model.** 1 – B, ...

**A.** The pets are sad in the little pet shop. **B.** He's got six pets in his pet shop. **C.** He makes a big pet shop. **D.** He bumps into the pets. **E.** The pets are happy in the big pet shop. **F.** He pats his pets.

**2d.** Read ex. 2b in pauses. Listen and check.

**2e.** Read expressively. Take part in a readers' contest.

**3.** Make up your poem. Change rhyme 1, then 2–7. Choose from the words kitten, tortoise, goldfish, puppy, budgie. Keep the rhyming words cat, rat.

**4.** Write any 4 lines of your poem. Напишы 4 радкі свайго верша.

Play the game "Snakes and ladders". Пагуляйце ў гульню «Змеі і лесвіцы».

## Lesson 9. Project “My pet”.

### 1. 👤👤 Read and guess: What’s Susie’s favourite pet? Які ў Сьюзі любімы хатні выхаванец?

Susie: Hi, Lucky!

Lucky: Hello, Susie! What’s this?

Susie: It’s my pet. Guess it!

Lucky: OK. Has it got long ears?

Susie: No, it hasn’t.

Lucky: Has it got a big mouth?

Susie: No, it hasn’t.

Lucky: Is it brown?

Susie: No, it isn’t. It’s red.

Lucky: Can it jump and walk?

Susie: No, it can’t.


Lucky: Can it swim?

Susie: Yes, it can.

Lucky: Can it fly?

Susie: No, it can’t.

Lucky: Is it a ...?



### 2. 👤👤 Play “A guessing game” about pets.

#### Help box

Has it got ... ? – Yes, it has. / No, it hasn’t.

Is it ...? – Yes, it is. / No, it isn’t.

Can it ...? – Yes, it can. / No, it can’t.

### 3. Read about Mr Compy's favourite pet and guess it.



I've got a pet. Its name's Winnie.  
It's two. It's little. It's yellow and  
brown.

It's got little ears, little black eyes,  
and a pink nose.

It can run and walk. It can hide.

It can't swim. It can't fly. It's funny.

### 4. 💡 Do the project "My pet".

- Write a riddle about your favourite pet (see ex. 3). Напиши загадку пра твайго любімага хатняга выхаванца (гл. практ. 3).
- Draw it. Намалюй яго.
- Be ready to present your project. Будзь гатовы прадставіць свой праект.

## Lesson 10. Christmas presents.<sup>1</sup>

### 1. Talk to Santa Claus.

What's your name?

What's your surname?

How old are you?

---

<sup>1</sup>Christmas presents. – Калядныя падарункі.

What's your mum's name?  
What's your dad's name?  
Have you got a cat?  
Have you got a goldfish?  
Can you dance? Dance!  
Can you sing? Sing!



## 2. Count.

<b>11</b> eleven	<b>12</b> twelve	<b>13</b> thirteen	<b>14</b> fourteen	<b>15</b> fifteen
<b>16</b> sixteen	<b>17</b> seventeen	<b>18</b> eighteen	<b>19</b> nineteen	<b>20</b> twenty

A festive Christmas-themed background featuring a large red gift box with a yellow ribbon, a smaller yellow gift box, holly leaves with red berries, a golden bell, and several lit yellow candles. The background is decorated with golden stars and swirls.

**3a.**  How many lost presents<sup>1</sup> can you see?  
Count.



**3b.**  Read and match. What's wrong?

2 zebras, 5 puppies, 3 kittens, 4 rabbits, 8 frogs.

**4. Role-play. Get a present from Santa Claus.**

**Model.** **Santa Claus:** I've got a present. It's little.  
It's green. It can jump and swim.

**Pupil:** It's a frog.

**Santa Claus:** Yes! Take the frog. Here you are.

**Pupil:** Thank you.

<sup>1</sup>How many lost presents – Кількі згублених подарункаў

5.  Read the letters and complete them:

Natasha wants<sup>1</sup> a ...

Ben wants a ...



<sup>1</sup> wants – хоча



6. 👤 Look, read, and answer: What presents has Natasha got? What presents has Ben got?



7. 🎧 Sing the song.



We wish you a merry Christmas!  
 We wish you a merry Christmas!  
 We wish you a merry Christmas  
 And a Happy New Year<sup>1</sup>!

<sup>1</sup> Happy New Year – щасливага Новага года

# Vocabulary / Слоўнік.

## Aa

\***acorn** – жолуд  
**Africa** – Афрыка  
**Alice** – Аліса  
\***Alyonushka** – Алёнушка  
**America** – Амерыка  
**and** – і  
**apple** – яблык

## Bb

**baby** – дзіця  
**Belarus** – Беларусь  
**big** – вялікі  
**black** – чорны  
**blue** – блакітны  
**book** – кніга  
**boy** – хлопчык  
**Britain** – Вялікабрытанія  
**brother** – брат

---

\* Словы, якія абазначаны зорачкай, даюцца для разумення, а не для ўжывання.

**brown** – карычневы; кары  
**budgie** – хвалісты папугайчык  
\***bus** – аўтобус

## Сс

**Can a dog swim?** – Сабака ўмее плаваць?  
**cat** – кот  
\***Chipollino** – Чыпаліна  
\***cinema** – кінатэатр  
\***Gingerbread Man** – Пернікавы чалавечак  
**climb a tree** – залазіць на дрэва  
**close** – зачыняць  
**computer** – камп’ютар  
\***count** – лічыць

## Dd

**dad** – тата  
**dance** – танцаваць  
**dog** – сабака  
\***draw** – маляваць

## Ee

**ears** – вушы  
\***Egypt** – Егіпет  
**eight** – восем

**eighteen** – восемнаццаць

\***elephant** – слон

**eleven** – адзінаццаць

\***exercise book** – сшытак

**eyes** – вочы

## Ff

**family** – сям’я

**fifteen** – пятнаццаць

**fish** – рыба

**five** – пяць

**fly** – лятаць

**four** – чатыры

**fourteen** – чатырнаццаць

**fox** – ліса

\***friend** – сябар, сябра

\***frog** – жаба

\***funny** – смешны

## Gg

\***giraffe** – жырафа

\***girl** – дзяўчынка

\***give** – даваць

**goldfish** – залатая рыбка

\***good** – добры

**grandad** – дзядуля  
**granny** – бабуля  
**green** – зялёны  
**grey** – шэры  
**guinea pig** – марская свінка

## Hh

**hair** – валасы  
**hamster** – хамяк  
**\*happy** – шчаслівы  
**Have you got a cat?** – У цябя ёсць кот?  
**he** – ён  
**He's got black hair.** – У яго чорныя валасы.  
**hello** – прывітанне  
**\*help** – дапамогаць  
**her** – яе  
**hi** – прывітанне  
**hide** – хавацца  
**his** – яго  
**\*horse** – конь  
**\*hot dog** – хот-дог  
**How are you?** – Як справы?  
**How is your mum?** – Як твая мама?  
**\*How many?** – Колькі?  
**How old are you?** – Колькі табе гадоў?

## Ii

I – я

**I can run.** – Я ўмею бегаць.

**I can't jump.** – Я не ўмею скакаць.

**ice cream** – марожанае

**I haven't got a parrot.** – У мяне няма папугая.

**\*igloo** – іглу (ледзяны дом эскімосаў)

**I'm / He's / She's / You're / They're from America.** – Я / Ён / Яна / Ты (Вы) / Яны з Амерыкі.

**I'm eight.** – Мне восем гадоў.

**I'm fine / OK.** – У мяне ўсё добра.

**\*I'm sorry.** – Прабачце мне.

**I've got a mum.** – У мяне ёсць мама.

## Jj

**\*jam** – варэнне, джэм

**jump** – скакаць

## Kk

**kitten** – кацяня, кацянё

## Ll

**\*lemon** – лімон

**\*letter** – літара

**\*Lillebror (Little Brother) – Малыш**

**listen – слухаць**

**little – маленькі**

**long – доўгі**

**\*look – глядзець**

## Mm

**\*mouse – мышка**

**mouth – рот**

**mum – мама**

**my – мой**

## Nn

**name – імя**

**nine – дзевяць**

**nineteen – дзевятнаццаць**

**no – не**

**nose – нос**

**\*nut – арэх**

## Oo

**one – адзін**

**\*open – адкрываць**

**orange – аранжавы; апельсін**

**\*oval – авал; авальны**

## Pp

**parrot** – папугай  
**\*pen** – ручка  
**\*pencil** – аловак  
**pet** – любімая жывёліна  
**\*pig** – свіння  
**pink** – ружовы  
**\*Pinocchio** – Бураціна  
**\*Pippi** – Пэпі Доўгаяпанчоха  
**play** – гуляць  
**\*please** – калі ласка  
**\*point** – указваць  
**puppy** – шчаня, шчанё  
**purple** – фіялетаваы  
**\*put** – класці

## Qq

**\*queen** – каралева

## Rr

**rabbit** – трус  
**rat** – пацук  
**read** – чытаць  
**red** – чырвоны  
**run** – бегаць  
**\*rocket** – ракета



## Ss

**seven** – сем

**seventeen** – сямнаццаць

**she** – яна

**She's not very well.** – Яна не вельмі добра сябе адчувае.

**She's very well.** – У яе ўсё вельмі добра.

**short** – кароткі

**sing** – спяваць

**sister** – сястра

**sit down** – садзіцца, сядзець

**six** – шэсць

**sixteen** – шаснаццаць

**\*sleep** – спаць

**\*snake** – змяя

**\*sound** – гук

**\*speak** – гаварыць

**speak English** – гаварыць па-англійску

**stand up** – уставаць

**swim** – плаваць

## Tt

**\*take** – браць, узяць

**\*telephone** – тэлефон

**ten** – дзесяць

**thanks, thank you** – дзякуй  
**they** – яны  
**thirteen** – трынаццаць  
**This is my dad.** – Гэта мой тата.  
**three** – тры  
**tortoise** – чарапаха  
**twelve** – дванаццаць  
**twenty** – дваццаць  
**two** – два

## Uu

\***umbrella** – парасон  
\***uniform** – форма

## Vv

\***vase** – ваза

## Ww

**walk** – хадзіць, гуляць; прагулка  
\***we** – мы  
\***What colour?** – Якога колеру?  
**What's this?** – Што гэта?  
**What's your / his / her name?** – Як цябе / яго / яе зовуць?

**What's your phone number?** – Які твой нумар  
тэлефона?

**Where are you from?** – Адкуль ты?

**white** – белы

**\*window** – акно

**\*write** – пісаць

**Yy**

**yellow** – жоўты

**yes** – так

**you** – ты, вы

**your** – твой, ваш

**Zz**

**\*zebra** – зебра



Спіс запазычаных ілюстрацый, размешчаных у вучэбным дапаможніку для выкарыстання ў адукацыйным працэсе

(Назва ўстановы адукацыі)

Наву- чальны год	Імя і прозвішча вучня	Стан вучэбнага дапаможніка пры атрыманні	Адзнака вучню за карыстанне вучэбным дапаможнікам
20 /			
20 /			
20 /			
20 /			
20 /			

*Вучэбны дапаможнік выдадзены за кошт сродкаў дзяржаўнага бюджэту для  
фондаў бібліятэк па заказе Міністэрства адукацыі Рэспублікі Беларусь.*

Вучэбнае выданне

**Лапіцкая Людміла Міхайлаўна**  
**Калішэвіч Ала Іванаўна**  
**Сеўрукова Таццяна Юр’еўна**  
**Седунова Наталля Міхайлаўна**

**АНГЛІЙСКАЯ МОВА**

Вучэбны дапаможнік для 3 класа ўстаноў агульнай сярэдняй адукацыі  
з беларускай мовай навучання

У дзвюх частках

**Частка 1**

*2-е выданне, перагледжанае і дапоўненае*

Электронны дадатак



Рэдактары *В.І. Канона, В.В. Ракіцкая*. Мастацкі рэдактар *Т.Ю. Таран*.

Камп’ютарная вёрстка *Ю.М. Трусевіч*. Карэктары *В.І. Канона, В.В. Ракіцкая*.

Падпісана да друку 14.06.2023. Фармат 70×90/16. Папера афсетная. Гарнітура «SchoolBook». Друк афсетны. Ум. друк. арк. 10,53 + 0,29 (форз.). Ул.-выд. арк. 4,53 + 0,4 (форз.) + 4,0 (эл. дадат.). Тыраж 8266 экз. Заказ 251.

Рэспубліканскае ўнітарнае прадпрыемства «Выдавецтва “Вышэйшая школа”». Пасведчанне аб дзяржаўнай рэгістрацыі выдаўца, вытворцы, распаўсюджвальніка друкаваных выданняў № 1/3 ад 08.07.2013. Пр. Пераможцаў, 11, 220004, Мінск e-mail: market@vshph.com http://vshph.com

Адкрытае акцыянернае таварыства «Паліграфкамбінат імя Я. Коласа». Пасведчанне аб дзяржаўнай рэгістрацыі выдаўца, вытворцы, распаўсюджвальніка друкаваных выданняў № 2/3 ад 10.09.2018. Вул. Каржанеўскага, 20, 220024, Мінск.