

АНГЛИЙСКИЙ ЯЗЫК

8
КЛАСС

РАБОЧАЯ ТЕТРАДЬ-1

Ответы



Минск
АверсЭВ

UNIT 1. SCHOOL TRADITIONS

LESSON 1

1. 'tomorrow'.
2. 1. get to know; 2. welcoming speech; 3. ceremony; 4. typical; 5. be held; 6. mark the occasion; 7. special; 8. necessary; 9. receive; 10. various; 11. get used to; 12. the same ... as.
3. Students' own answers.

LESSON 2

1. 1D, 2G, 3B, 4F, 5E, 6C, 7I, 8A, 9H, 10J.
2. **a)** *N, Adj, N/V, N, N/V, N/V, Adj, N, N, Adj, N, N, V, N, Adj, V, N, V, N, Adj, N, Adj, Adj, V, N, N/V.*
b) respect, value, aim, care.
3. 1. aims at; 2. conditions; 3. abilities; 4. importance; 5. disciplined; 6. opportunity; 7. interest; 8. encouragement; 9. develop; 10. skills.

LESSON 3

1. a range of + subjects / activities / schools / opportunities;
a variety of + subjects / activities / schools / opportunities;
extracurricular + activities / subjects;
curriculum + subjects.
2. **a)** 1B, 2A.
b) *Connectors*: however, firstly, as a result, nevertheless, because, as well as, secondly, finally, furthermore.
Fillers: erm, well, you know, I feel like, umm, hmm, you know what I mean, just really.
Both (can be connectors and fillers): actually, normally, so, in fact, perhaps, by the way, of course, as a matter of fact, for example.
3. **a)** by the way, hmm, actually, to be honest, so, right, umm, I feel like that, as you see, oh, I see, in fact, as well as, however, perhaps, well, you know, of course, maybe, why not, as a matter of fact.
b) Students' own answers.

LESSON 4

1. a) Students' own answers.

b)

¹ p	a	s	s	i	o	n														
² s	h	o	u	l	d															
		³ c	l	u	b															
⁴ e	n	r	i	c	h	m	e	n	t											
		⁵ n	e	e	d															
		⁶ e	x	t	r	a	c	u	r	r	i	c	u	l	a	r				
⁷ v	a	r	i	e	t	y														

2. 1. needn't; 2. don't need; 3. Need, needn't; 4. Need, must; 5. need, do ... need; 6. Need, must; 7. Do ... need; 8. doesn't need, needs; 9. doesn't need, needs; 10. Need, must.

3. Students' own answers.

LESSON 5

1. 1. range; 2. aimed; 3. curricular; 4. extracurricular; 5. develop; 6. opportunity; 7. successfully; 8. develop; 9. skills; 10. good.

2. *The Gerund is used after:* thanks for, can't stand, hate, don't mind, to be fond of, to be interested in, dislike, practise. *The Bare Infinitive is used after:* must, should, need (as a modal verb). *The Full Infinitive:* need (as a main verb), would prefer, decide, encourage, would love, it was great, agree, offer, hope, advise, learn.

3. 1. getting up; 2. coming; 3. encouraging; 4. to take; 5. have, to get; 6. to develop; 7. to have; 8. speaking; 9. to start; 10. starting.

LESSON 6

1. to jump + ship / at / for joy; to head + for, to chill + out; to set + off / up; to look + forward to / for; to miss + the boat.

2. 1. chill out; 2. setting off; 3. jump ship; 4. head for; 5. jump at; 6. take up; 7. look forward to; 8. jump for joy; 9. set up.

3. Students' own answers.

LESSON 7

1. 1C, 2H, 3B, 4E, 5A, 6D, 7G, 8F.
2. 1B, 2A, 3C, 4B, 5C, 6A, 7C, 8A, 9B, 10B.
3. 1. is celebrated; 2. is heard; 3. take; 4. is; 5. are designed; 6. hold; 7. died; 8. was.

LESSON 8

1. 1C, 2B, 3D, 4A, 5H, 6G, 7F, 8E.
2. 1. inform; 2. start / begin; 3. finish / end; 4. will; 5. without; 6. include / have; 7. students; 8. perform; 9. found; 10. free / online / official.
3. This is the example of the formal letter of invitation (no shortened forms, the wide use of Passive tenses).

LESSON 9

1. 1. diversity; 2. variety; 3. charity; 4. likewise; 5. interview; 6. celebration; 7. event; 8. society; 9. opportunity; 10. ceremony.
2. **I** – Could you introduce yourself? **II** – Shall we go out to chill out a bit? **III** – Sounds impressive! **IV** – Have a good day. Likewise! **V** – No doubt!
3. Students' own answers.

LESSON 10

1. 1. Are you 14 years old? 2. Is adventure your passion? 3. Are you looking for something unusual to take up? 4. What are you waiting for? 5. Where are you heading for? 6. When did you set off? 7. Don't you mind setting up this tent? 8. The DofE programme offers a wide range of activities and three Award levels.
2. a) Students' own answers.
b) 1B, 2A, 3C.
3. 1. was; 2. served; 3. has become; 4. operates; 5. inspires; 6. are; 7. was; 8. retired; 9. died.

LESSON 11

1. C.
2. 1F, 2B, 3G, 4E, 5A, 6D, 7C, 8H.

3. 1. They are only taught the things which they will really need in life. 2. They spend a maximum of 30 minutes per day on their homework. 3. There are no “elite” schools. 4. No, they don’t. They can lie on the floor in the classroom or sit in armchairs. When the weather is good, lessons might be held on the grass near the school or on special benches situated in the shape of an amphitheatre. 5. & 6. Students’ own answers.

LESSON 12

1. 1. variety; 2. value; 3. failure; 4. to look for; 5. necessary; 6. to study; 7. assembly; 8. to develop; 9. results; 10. to jump high.

2. 1. helping; 2. visiting; 3. must; 4. to join; 5. Has she passed; 6. have been jogging; 7. ought; 8. wasn’t set up; 9. would prefer; 10. Would you like.

3. Students’ own answers.

UNIT 2. NATIONAL CUISINE

LESSON 1

1. *Herbs and vegetables*: parsley, dill, ginger, lettuce, mashed potatoes.

Meat: pork, kidney, mince, lamb, beef, liver.

Seafood: prawn, tuna, salmon.

Pulses: beans, green beans, peas.

Grains: oatmeal, flour, rice.

Dressings / Sauces: mustard, vinegar, mayonnaise, gravy.

2. 1. Chicken tikka masala: ~~liver~~; 2. Toad in the hole: ~~toad~~; 3. Haggis: ~~prawn~~; 4. Scotch eggs: ~~beans~~; 5. Treacle tart: ~~peas~~; 6. Steak and kidney pie: ~~salmon~~; 7. Prawn cocktail: ~~parsley~~; 8. Black pudding: ~~ginger~~.

3. 1. Have; 2. Do; 3. do; 4. Do / Can; 5. Did; 6. Will; 7. Is; 8. Is + Students’ own answers.

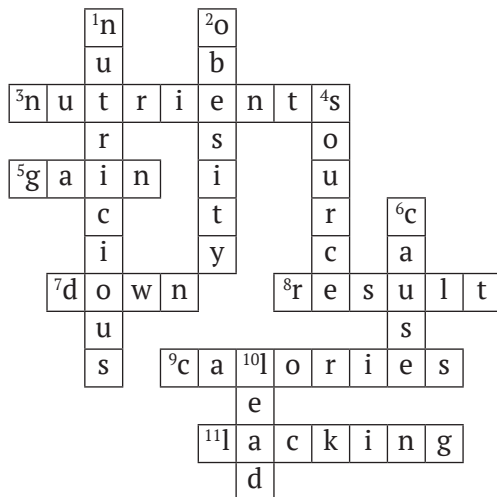
LESSON 2

1. 1. strawberry — D; 2. raspberry — B; 3. blackberry — E; 4. cranberry — F; 5. currant — C; 6. cherry — G; 7. gooseberry — A; 8. lingonberry — I; extra — blueberry — H.

2. Students' own answers.
 3. **A.** 1. are; 2. most; 3. of; 4. from; 5. with; 6. called; 7. or; 8. a; 9. grated; 10. also. 11. Cooked. **B.** 1. variety; 2. with; 3. dish; 4. made / cooked; 5. also; 6. into; 7. served; 8. to.

LESSON 3

1.



2. 1. in; 2. of; 3. on; 4. of; 5. to; 6. in; 7. in; 8. in; 9. with; 10. at, of, at, of.
 3. Students' own answers.

LESSON 4

1. **a)** 1. wheat; 2. raisins; 3. peanuts; 4. broccoli; 5. ham; 6. carrot; 7. vegetables; 8. meat; 9. peas; 10. mushroom; 11. ginger; 12. bread.

b) 1. ham; 2. mushroom; 3. broccoli; 4. peas; 5. ginger; 6. carrot; 7. bread; 8. meat; 9. vegetables; 10. wheat; 11. peanuts; 12. raisins.

2. 1. himself; 2. yourself; 3. herself; 4. myself; 5. yourselves; 6. ourselves; 7. themselves; 8. itself.

3. **I** – Enjoy yourself! **II** – Treat yourselves to the apples! Did you bake them yourself? **III** – Make yourself at home! I'll take care of myself. Help yourself to the carrot cake!

LESSON 5

1. 1. —, —, —, —; 2. a, a, a; 3. the, the, the; 4. —, —, —; 5. The; 6. an; 7. —, a;
8. The, —, —; 9. the; 10. —, —.

2. a)

s	o	b	i	n	a	v	c	x	p	p
a	s	p	c	a	b	b	a	g	e	l
b	b	e	a	n	s	z	b	n	a	o
i	c	a	s	v	w	t	r	y	s	t
s	f	n	d	o	h	e	r	b	s	e
c	o	u	r	g	e	t	t	e	t	w
u	m	t	n	r	a	i	s	i	n	s
i	q	s	o	a	t	m	e	a	l	p
t	a	f	y	j	e	l	l	y	g	f
s	m	d	w	u	p	a	c	v	b	o

b) Students' own answers.

3. Students' own answers.

LESSON 6

1. 1. a pinch of salt; 2. cake; 3. in a pod; 4. my cup of tea; 5. in every pie; 6. chalk and cheese; 7. full of beans; 8. cucumber.

2. a) 1. eggs; 2. omelette; 3. Tastes; 4. apple; 5. milk; 6. loaf; 7. cooks; 8. oven.

b) 1. Tastes differ. 2. It's no use crying over spilt milk! 3. You can't make an omelette without breaking eggs. 4. An apple a day keeps a doctor away. 5. Too many cooks spoil the broth.

3. a) Half a loaf is better than no bread.

b) 2. could; 3. went; 4. hunted; 5. sold; 6. found; 7. was roaming; 8. set; 9. got; 10. was lying; 11. pretended; 12. realised; 13. was trying; 14. heard; 15. looked; 16. saw; 17. stood; 18. took; 19. was aiming; 20. got up; 21. ran; 22. missed; 23. flew; 24. realised; 25. had.

LESSON 7

1. A. 1. boiled; 2. minced; 3. chopped; 4. greasy. B. 5. rare; 6. medium-rare; 7. well-done; 8. sprinkle; 9. steamed; 10. tough.

2. 1. such a; 2. chopped; 3. with; 4. The; 5. begins; 6. the; 7. was; 8. sour; 9. sweet; 10. or; 11. The; 12. has; 13. its; 14. in; 15. was taken; 16. was called; 17. a; 18. the; 19. —.

3. a) 1. such a; 2. so; 3. so; 4. such; 5. such; 6. such; 7. so; 8. such an.

b) 1. too; 2. enough, too; 3. enough, too; 4. enough, too; 5. too; 6. enough, too.

LESSON 8

1. chop prawn nutritious sparkling gain nutrient treat tomato oatmeal liver raisin. 1. nutritious; 2. raisin; 3. Liver; 4. chop; 5. prawn; 6. nutrients; 7. Sparkling; 8. gain; 9. Oatmeal; 10. tomato; 11. treat.

2. Dark Chocolate: 1. is also known; 2. was first seen; 3. is made; 4. has; 5. lowers; 6. helps; 7. improves; 8. is; 9. found; 10. was / is. Broccoli: 1. goes; 2. has been; 3. was brought; 4. said; 5. was made; 6. am; 7. don't listen; 8. contains; 9. doesn't come; 10. need.

3. a) Ingredients

- 10 large **eggs**
- 8 **sausages**
- ½ a bunch of fresh flat-leaf **parsley**
- 1 whole nutmeg (мускатный орех / мускатны арэх), for grating
- 1 tablespoon English **mustard**
- plain **flour**, for dusting
- 150 g fresh white **breadcrumbs**
- 2 litres vegetable **oil**

b) 5, 1, 9, 2, 4, 6, 7, 3, 8.

LESSON 9

1. 2) kidney. Chicken, duck and turkey are poultry but a kidney is an organ. 3) raisin. Raisins are fruit but the other foods are seafood. 4) mince. Mince is meat but the other foods are dressings. 5) oatmeal. Oatmeal is a kind of grain but the other foods are kinds of meat. 6) liver. A liver is an organ but the other foods are herbs and vegetables. 7) gravy. Gravy is a sauce but the other foods are berries. 8) machanka. Machanka is a Belarusian dish but the others are British.

2. 1. Boys, help **yourselves!** 2. I usually have fried eggs **for** breakfast. 3. This meal is high **in** calories. 4. I usually take a nap after ~~the~~ lunch. 5. We had **a** delicious

dinner at the restaurant yesterday. 6. Jenny burnt **herself** while she was cooking. 7. You should cut down **on** fizzy drinks. 8. Poached eggs **are** usually **served** for breakfast. 9. Eating fatty foods **leads** to obesity. 10. Little kittens can't clean **themselves**.

3. 1. shouldn't / oughtn't to; 2. shouldn't / oughtn't to; 3. should / ought to; 4. should / ought to; 5. shouldn't / oughtn't to; 6. should / ought to; 7. shouldn't / oughtn't to; 8. should / ought to.

LESSON 10

1. 1. —; 2. —; 3. —; 4. —; 5. a; 6. —; 7. a; 8. the; 9. the; 10. —; 11. the; 12. a; 13. —; 14. —; 15. —; 16. —; 17. a / the; 18. a; 19. the; 20. the; 21. the; 22. —; 23. the; 24. the.

2. 1. organises; 2. went; 3. was held; 4. was turned; 5. had to; 6. were brought; 7. was; 8. received; 9. were given; 10. was taken.

3. **Waiter: Are you ready to order?**

Customer: Well, everything looks so appetizing. What's today's special?

Waiter: The BLT and risotto.

Customer: What's the BLT exactly? Is it spicy?

Waiter: It's a classic British sandwich made with bacon, lettuce and tomato.

It's a bit spicy as it includes some red pepper and mustard.

Customer: OK, I'll have that but can I have the sandwich without pepper?

Waiter: Sure. Would you like something to drink?

Customer: Yes, I'd like a glass of water.

Waiter: Sparkling or still?

Customer: Still, please. What have you got for dessert?

Waiter: I'd recommend you the Cranachan, a Scottish dessert.

Customer: What does it include?

Waiter: This treat is made with fresh raspberries, whipped cream, honey and oats.

Customer: Sounds delicious. I like raspberries. I'll take it.

Waiter: Anything else?

Customer: No, thank you.

LESSON 11

1. A.

2. a) 1G, 2F, 3A, 4E, 5D, 6B, 7C.

b) 1. One-minute oatmeal; 2. a wheat tortilla; 3. natural honey; 4. fruit juice; 5. frozen berries.

3. stir nut or seed butter in; chop a banana; slice bell peppers, tomatoes; scramble eggs; fry vegetables, mushrooms, onions, or sliced bell peppers; microwave porridge / oatmeal.

4. 1. You need to fill your body with energy to prepare for the school day ahead. 2. Nut or seed butter. 3. In a meat wrap / a turkey or a roast beef wrap. 4. Banana, onion, pepper, tomato, lettuce. 5. Beef, turkey.

LESSON 12

1. 1G, 2B, 3E, 4A, 5D, 6C, extra — F.

2. 1. beef; 2. nutritious; 3. mouth-watering; 4. sources; 5. sparkling; 6. parsley.

3. 1. a; 2. —; 3. The; 4. —; 5. An, a; 6. on; 7. in; 8. in; 9. to; 10. yourself; 11. ourselves; 12. yourselves.

4. 1. are usually made; 2. started; 3. are; 4. includes; 5. add; 6. taught.

5. **Suggested answers:** Mix the beaten eggs with salt and pepper in a bowl. Melt the butter in a frying pan. Pour the eggs into the pan. Chop the ham and slice the tomatoes and add them to the eggs. Sprinkle the omelette with grated cheese and fresh dill. Cook the mixture for 5 minutes.

UNIT 3. MONEY

LESSON 1

1. **a)** 1. the pound; 2. wallet; 3. banknote; 4. coins; 5. credit cards; 6. ATM; 7. exchange rate; 8. cash; 9. money; 10. trade; 11. bank account; 12. currency.

b) wallet, banknote, coins, exchange rate (1\$ = ...), the pound, ATM.

2. 1. pound; 2. wallet; 3. banknote; 4. coin; 5. credit cards; 6. ATM; 7. exchange rate; 8. cash; 9. trades; 10. bank account; 11. currency; 12. money.

3. **a)** 1F, 2F, 3T, 4F, 5T, 6T, 7T, 8F.

b) Students' own answers.

LESSON 2

1. 1. earns afford; 2. cash, lend; 3. exchange rate; 4. trade; 5. currency; 6. consume; 7. purchased; 8. greedy; 9. possessed. 10. swap.

2. 1. earnings; 2. possession; 3. loan; 4. consumer; 5. consumption; 6. lent; 7. possesses; 8. earning.

3. a) Suggested answers:

1. When Heidemarie was in her fifties, she **gave up her job as a psychotherapist, stopped using money, threw away her credit card and gave away her possessions.**
2. In 1994 she set up a **swapping circle “Give and Take Central”**. 3. The group helped local residents **exchange simple services**. 4. In exchange for room and board, she **did some household chores**. 5. She didn't **earn any money** from her lectures and consultations. 6. She believed that people **were too greedy** and obsessed with **their possessions**.

b) Students' own answers.

LESSON 3

1. a) 1E, 2A, 3F, 4C, 5H, 6G, 7B, 8D.

b) 1 and 4 + Students' own answers.

2. 1F, 2T, 3T, 4F, 5F, 6T, 7F, 8T, 9T, 10T.

3. a) 1. spend; 2. put aside; 3. saving up; 4. piggy bank; 5. borrow; 6. lent; 7. owes; 8. pay it back; 9. afford; 10. pocket money; 11. earn; 12. swap.

b) Students' own answers.

LESSON 4

1. a) 1D, 2H, 3A, 4G, 5C, 6E, 7B, 8F.

b) 1. I'm a bit short **of** money, so I can't afford to buy a new phone. 2. Many families in India don't have enough money and find it difficult to **make** ends meet. 3. Last week I bought a new video game console. It cost a **fortune**, but my brother gave me some money, so now we play together every day. 4. If you want to buy something expensive, you might need to **tighten** your belt for a while till you save up some money. 5. The new hoverboard I bought was a real **bargain**. I bought it for half price on eBay. 6. My cousin is useless with money. No matter how much he has, he always **pours** it down the drain and is broke at the end of the month. 7. I borrowed a lot of money from my parents, so now I'm **in** debt. 8. If you want to **cut** down on your expenses, first of all, you need to understand what you spend your money on.

2. 1F, 2T, 3F, 4F, 5T, 6T, 7F, 8F, 9F, 10F.

3. a) Students' own answers.

b) Students' own answers.

LESSON 5

1. 1. We've **been** spending a lot of money recently. 2. My father has always **wanted** to buy a brand new car. 3. I'm tired. I **have** been working on my history report all morning. 4. I have never **understood** how people can live without any pocket money. 5. How long have you **been** learning English? 6. Steve has **finished** doing his chores and now he can go out with friends.

2. 1. I **have just bought** a new mobile phone. I **have been saving up** for it for two years. 2. I **have known** my best friend for ten years. 3. I **have been doing** my homework for three hours and haven't finished it yet. 4. She **has been reading** a book all morning. She **has read** 50 pages so far. 5. **Have you been waiting** for a long time? No, I **have just arrived**. 6. Mark isn't at school. He **has been** ill for a week. 7. Mike **hasn't spoken** to Tonia for two weeks. They **have fallen out**. 8. We **have been discussing** our school project for two hours but still **haven't made** any final decision. 9. Ann is sad. She **has failed** two tests this week. 10. — **Have you bought** any new books recently? — Actually, I **have bought** five this week.

3. Students' own answers.

LESSON 6

1. a) 1. funds; 2. rat race; 3. generous; 4. raise money; 5. debt; 6. bargain; 7. afford; 8. possession; 9. piggy bank; 10. purchase; 11. wallet; 12. currency; 13. earn; 14. swap.

b) 1. My parents are very **generous**: they give me 50 rubles pocket money every week. 2. Our school **raised** a lot of **money** for charity last Christmas. 3. It's very easy to get caught up in the **rat race**: in our consumer society people want to **earn** more money to buy more **possessions**. 4. Our school was short of **funds** to buy new smartboards, so we organised a school fair to raise money. 5. Can we **afford** to buy a new car? 6. The new laptop was a **bargain** at that price. It came with a 50 % discount.

2. a) 1B, 2E, 3C, 4F, 5H, 6A, 7D, 8G.

b) Students' own answers.

3. a) 1F, 2F, 3T, 4T, 5T, 6F, 7T, 8F.

b) Students' own answers.

LESSON 7

1. 1. numerous savings; 2. generosity, charity; 3. greedy, generous; 4. Foundation, fund; 5. influential; 6. loan, number; 7. influence; 8. earnings.

2. a) 1D, 2F, 3B, 4G, 5A, 6C, 7E.

b) 1. I did a lot of work yesterday. I was **as busy as a bee**. 2. Be as smart as a fox and **as brave as a lion**. 3. Her face went **as white as a ghost** when she saw the burglar in her house. 4. My feet are **as cold as ice** after being outside for hours. 5. Don't worry! After a bit of practice, riding a bike is **as easy as ABC**. 6. Katie is **as sweet as sugar**: she is very kind to everyone she meets. 7. After wasting most of his earnings, Leon Spinks was **as poor as a church mouse**.

3. Suggested answers:

1. No, it isn't. Money isn't the main motivation. He uses the money he earns for space exploration. 2. Elon Musk was interested in computers when he was a child. 3. No, they weren't. He was also interested in space exploration. 4. He has created PayPal and SpaceX. 5. He is planning to donate half of his fortune to charity. 6. Students' own answers.

LESSON 8

1. a) greedy / generous; to pour money down the drain / to make a fortune; to lend / borrow; poor / wealthy; to make a living / to waste money; to be short of money / to have enough money to spend; rich / poor, to decrease / to increase; to cost a fortune / to be a bargain; to possess / give away.

b) 1. generous; 2. made a fortune; 3. I've just lent; 4. has been wasting money; 5. was a real bargain; 6. pour it down the drain; 7. wealthy; 8. give away.

2. 1. —; 2. the; 3. the; 4. a; 5. the; 6. —; 7. a; 8. The.

3. a) 1. Do you think I should ...? 2. If I were you I would do ... 3. I don't think you should ... 4. Why don't you try to ...? 5. You could always ... 6. I totally understand where you are coming from ... 7. I have experienced something similar myself. 8. One possible explanation why they do it is ... 9. Try to consider it from a different perspective. 10. One the one hand ... on the other hand. 11. What's the best way to deal with this problem? 12. Can you give any advice?

b) **Which expression do we use to ask for advice?** 1, 11, 12.

Which expressions do we use to give advice? 2, 3, 4, 5, 6, 7, 8, 9, 10.

c) Students' own answers.

d) Students' own answers.

LESSON 9

- a)** 1D, 2C, 3F, 4B, 5I, 6J, 7H, 8E, 9A, 10G.
b) Students' own answers.
- 1F, 2T, 3F, 4F, 5T, 6T, 7F, 8F, 9T, 10F.
- a)** School Picnic; **b)** Snowman Building Competition, Carol Singing;
c) School Picnic; **d)** Crafts Day, School Picnic; **e)** Carol Singing, Snowman Building Competition, School Picnic; **f)** Crafts Day.

LESSON 10

1. 1. currency; 2. banknotes; 3. coins; 4. debt; 5. charity; 6. wealth; 7. wallet; 8. loan; 9. piggy bank; 10. consumer.
- a)** The UK, Australia; **b)** Australia; **c)** The USA; **d)** The UK; **e)** Australia; **f)** The UK; **g)** The USA.
- a)** 1. the New Zealand Dollar; 2. the 'kiwi'; 3. \$ or NZ\$; 4. 1-dollar, 2-dollar, 10-cent, 20-cent, 50-cent; 5. five-, ten-, twenty-, fifty- and one-hundred dollar banknotes; 6. different New Zealand-born famous people.
b) Students' own answers.

LESSON 11

- 1b, 2b, 3c, 4a, 5c, 6b, 7a.
- 1F, 2T, 3T, 4F, 5T, 6T, 7T.

LESSON 12

- a)** 1E, 2C, 3A, 4F, 5B, 6D.
b) 1. of; 2. down; 3. to; 4. out of; 5. aside, up.
- a)** 1. has been running; 2. has made; 3. began; 4. was studying; 5. has donated; 6. gave.
b) 1. —; 2. a; 3. The, the; 4. —; 5. —; 6. a.
- 1E, 2G, 3A, 4J, 5B, 6L, 7K, 8F, 9C, 10D, 11H, 12I.

UNIT 4. HOLIDAYS AND CELEBRATIONS

LESSON 1

1. a) 1T, 2F, 3T, 4F, 5T.

b) Students' own answers.

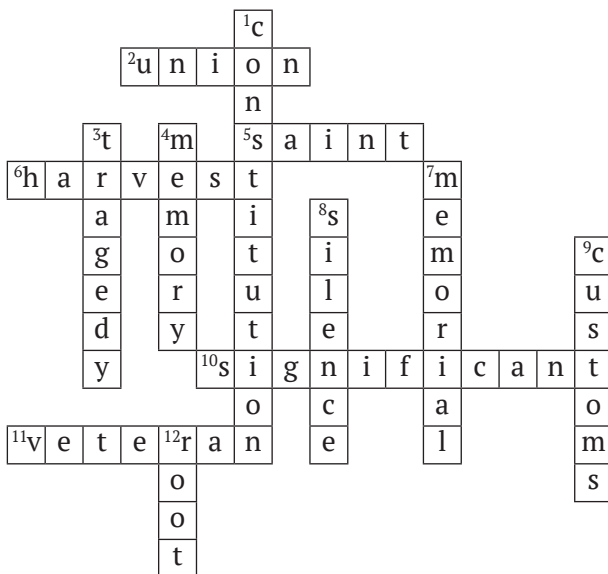
2. 1. are observed; 2. are dedicated; 3. is used; 4. is followed; 5. are celebrated; 6. are, set.

3. a) 1. 6; 2. 2; 3. 4; 4. 3; 5. 1; 6. 5.

b) Students' own answers.

LESSON 2

1.



2. 1. New Year's Day; 2. Radonitsa; 3. Catholic Christmas Day; 4. Women's Day; 5. Radonitsa; 6. Labour Day; 7. Victory Day; 8. Orthodox Christmas Day; 9. Kupalle.

3. a) depend – verb; independence – noun; dependent – adjective; independent – adjective; independently – adverb.

b) 1. independent; 2. Independence; 3. dependent; 4. depend; 5. independently.

LESSON 3

1. 1H, 2A, 3E, 4C, 5B, 6F, 7D, 8G.

2. 1. The lands of Belarus were occupied ~~occupy~~ at the very beginning of the war. 2. Minsk was bombed on the first day of the war and ~~has~~ invaded by the Germans four days later. 3. After the war was over, only death and pain ~~was~~ were left. 4. The veterans are honoured and ~~is~~-treated with great respect. 5. The Belarusian Great Patriotic War Museum was ~~build~~ established in 1943. 6. Victory in Europe Day (May, 8th) is also ~~been~~ called Victory over Fascism Day or Liberation Day. 7. A great Victory Day Parade was held in Minsk in 2020 to ~~was~~ mark 75 years since the end of World War II.

3. 2. was known; 3. were brought; 4. was liberated; 5. was created; 6. was added; 7. was built; 8. was done; 9. were used; 10. was created.

LESSON 4

1. CEADB.

2. a) 1. When were bank holidays introduced in the UK? 2. Who was the Bank holiday act written by? 3. How often were the banks closed before 1830? 4. What kind of holidays were celebrated then? 5. How many holidays were left in 1834? 6. What holidays were established through custom and habit?

b) 1c, 2e, 3a, 4d, 5f, 6b.

3. Отдых — не праздность, и полежать иногда на траве под деревьями летним днем, слушая журчание воды или наблюдая, как в небе плывут облака, отнюдь не пустая трата времени.

Адпачынак — не бяздзейнасць, і паляжаць часам на траве пад дрэвамі ў летні дзень, слухаючы журчанне вады ці назіраючы, як у небе плывуць аблогі, зусім не марнаванне часу.

LESSON 5

1. 1. It sounds great! 2. It's a must-see! 3. It's really interesting! 4. It is really worth visiting! 5. It's one of the most 6. It's famous for 7. You should definitely 8. Great idea! 9. Why not! 10. I highly recommend it! 11. I really think you would like 12. You have to see

2. Students' own answers.

3. 1F, 2T, 3F, 4T, 5T.

LESSON 6

1. 1. an; 2. was; 3. is; 4. since; 5. was; 6. became; 7. marked; 8. is.

2. What a great week! If Artyom and his family aren't the best hosts in the world, I don't know who is. I have invited them to Sydney, but if you live in Belarus, it's too far to travel. We are going to the Opera and Ballet theatre on Sunday. What am I going to wear?! You can't wear ripped jeans and a fleece hoody when you go to the theatre. I hope Spotty is OK back home. When he is alone for a long time, he barks a lot. And when he does, my neighbours get really unhappy. I think I could bring them some souvenirs from Belarus. Or maybe I'll phone them and ask if everything is ok. If it's 6 p. m. here in Belarus, it's 2 a. m. in Sydney. I think I'll call them tomorrow morning.

3. Students' own answers.

LESSON 7

1. 1. devoted C0; 2. silence C1; 3. memory C0; 4. Constitution C1; 5. gunpowder C0; 6. grateful C0; 7. root C0; 8. pain C0; 9. crowds C1; 10. significant C1.

2. **Suggested answers:** 1. What does Father's Day celebrate? 2. When is Father's Day celebrated? 3. How do people celebrate? 4. What is the Father's Day history?

3. Students' own answers.

LESSON 8

1. a) A2, B1, C3.

b) 1B, 2A, 3AB, 4C, 5C, 6B, 7C.

2. 1. Moreover; 2. On the one hand; 3. On the other hand; 4. as a result; 5. to be honest; 6. So.

3. Students' own answers.

LESSON 9

1. 1. silence; 2. harvest; 3. moreover; 4. blow up; 5. pride; 6. union.

2. 1. marks; 2. falls; 3. are closed; 4. is celebrated; 5. has; 6. end; 7. was called; 8. was celebrated.

3. 1T, 2F, 3F, 4T, 5T, 6F, 7T, 8T.

LESSON 10

1. 1. harvest; 2. cranberry sauce; 3. pumpkin pie; 4. native Americans; 5. turkey; 6. family meal; 7. parade; 8. Mayflower; 9. Pilgrims.

2. 1. give; 2. the; 3. federal; 4. hold; 5. meal; 6. grateful; 7. sauce; 8. is presented; 9. Thursday; 10. shopping.

3. A4, B9, C7, D8.

LESSON 11

1. a) b.

b) a couple — a few, festivities — celebrations, kids — children, display — show, wee — small, loony — crazy, breathtaking — exciting.

2. 1D, 2C, 3F, 4B, 5A, 6E.

3. Students' own answers.

LESSON 12

1. 1. Remembrance Day; 2. Thanksgiving; 3. Union Day; 4. Catholic Easter; 5. Guy Fawkes Night; 6. Saint Patrick's Day.

2. 1. crowd; 2. memorial; 3. customs; 4. significant; 5. harvest; 6. silence.

3. 1. is celebrated; 2. was born; 3. was built; 4. was lost; 5. is, used; 6. were brought.

4. 1. has, will have; 2. doesn't agree, will have; 3. will have, lend; 4. Remember, want; 5. will have, pay; 6. take, don't bring.

5. Students' own answers.

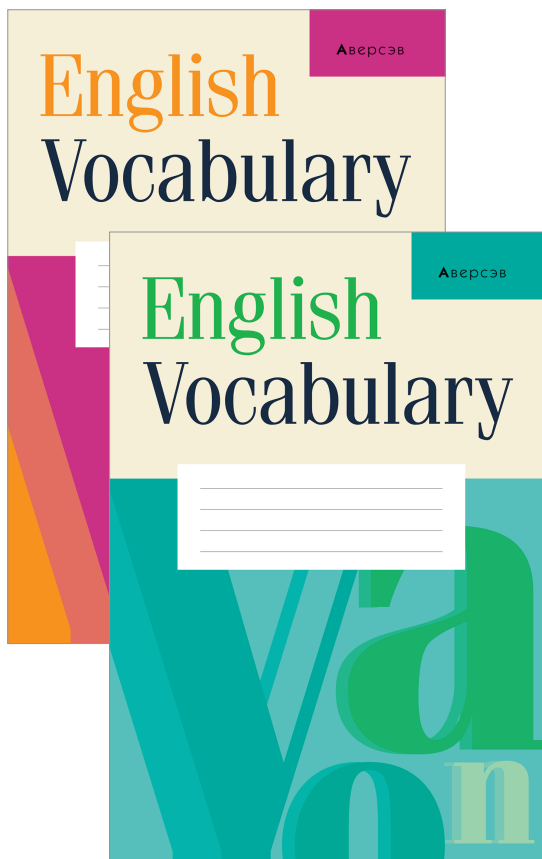


Английский язык в таблицах и схемах

Л. Г. Воробьева, Н. В. Федосеева

В пособии в виде таблиц и схем изложены грамматические правила английского языка за курс средней школы (5—11 классы). Материал проиллюстрирован примерами. Адресуется учащимся учреждений общего среднего образования, абитуриентам, желающим систематизировать свои знания, а также широкому кругу лиц, изучающих английский язык на курсах или самостоятельно.

В книге размещены QR-коды, которые позволяют получить доступ к дополнительному материалу по различным темам.



English Vocabulary

Издания представляют собой тетради для ведения словаря, необходимого учащимся 3—11 классов при изучении английского языка. Они состоят из таблицы с колонками для записи слов на английском языке, их транскрипции и перевода. В пособиях также приведены основные правила по грамматике английского языка, владение которыми поможет избежать наиболее часто допускаемых ошибок.



aversev.by

Полный каталог учебной литературы, полезные материалы, а также акции и специальные предложения.