

# АНГЛИЙСКИЙ ЯЗЫК

7  
КЛАСС

## РАБОЧАЯ ТЕТРАДЬ-1

Ответы



Минск  
«Аверсэв»

# UNIT 1. APPEARANCE

## LESSON 1

1. a) 1. plump; 2. freckles; 3. suntanned skin; 4. good-looking, fit; 5. curly, pale.  
b) Students' own answers.
2. 1. Haven't seen; 2. have you been; 3. have grown; 4. have just come; 5. stayed; 6. was; 7. spent; 8. have got; 9. looks; 10. says; 11. have changed; 12. have also become; 13. do you mean; 14. read; 15. started; 16. Do you mind; 17. haven't finished.
3. Students' own answers.

## LESSON 2

1. **Suggested answers:** Sasha, your bag is cute! Nadya, you've got a charming smile! Dasha, I like your gorgeous hair. Yura, your sister is a pretty girl.
2. 1. looks, looks like; 2. look, look like; 3. look like; 4. looked like; 5. does your cousin look like; 6. look, looks like; 7. looks like; 8. Do you look like, look.
3. 1. the most handsome, more handsome; 2. more attractive; 3. prettier; 4. the cutest; 5. the most charming; 6. more serious; 7. better / the best.

## LESSON 3

1. Students' own answers.
2. suntanned, moustache, eyebrow, wrinkle, teen, beard.
3. a) 1. the; 2. a; 3. —; 4. a; 5. a; 6. a; 7. —; 8. —; 9. —; 10. —; 11. —; 12. a; 13. the; 14. a; 15. the; 16. —.
- b) He's got a wide forehead. He hasn't got a moustache. He's got a scar on the right cheekbone.

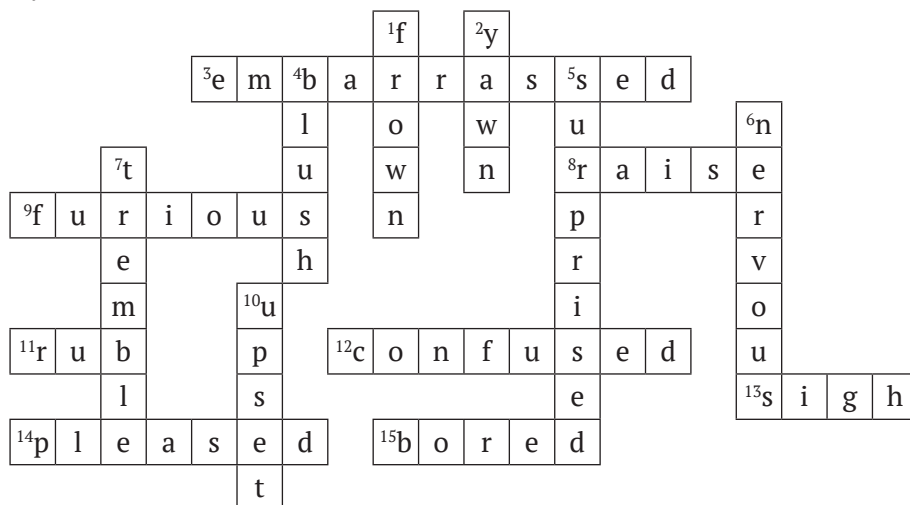
## LESSON 4

- |                                       |  |
|---------------------------------------|--|
| 1. 1. to keep one's <b>chin</b> up    | 7. to break a <b>leg</b>               |
| 2. to see sth with a naked <b>eye</b> | 8. to pull sb's <b>leg</b>             |
| 3. to raise one's <b>eyebrows</b>     | 9. to keep an <b>eye</b> on smth / smb |
| 4. to tear one's <b>hair</b> out      | 10. to be long in the <b>tooth</b>     |
| 5. to have a thick / thin <b>skin</b> | 11. to turn the other <b>cheek</b>     |
| 6. to be all <b>ears</b>              | 12. to iron out the <b>wrinkles</b>    |

2. 1. Mrs Green **is long in the tooth**. 2. Don't **pull my leg!** I **see** what you want to do **with a naked eye!** 3. Be quiet! **Be all ears!** 4. Jack always **turns the other cheek** when they try to hurt him. 5. Will you **keep an eye on** my bag, please, while I'm out for some ice cream? 6. Mary **has a thin skin**. 7. You can do it! **Break a leg!**  
 3. Students' own answers.

## LESSON 5

1.



2. 1. packed; 2. were; 3. was; 4. had to; 5. had; 6. got; 7. were getting; 8. were standing; 9. were; 10. heard; 11. started; 12. started; 13. was; 14. slowed; 15. stopped; 16. got off; 17. ran; 18. were.

3. Students' own answers.

## LESSON 6

1. 1. pleased; 2. sighed; 3. surprised; 4. gorgeous; 5. frowned; 6. confused; 7. upset; 8 pleased.

2. a) 1E, 2B, 3D, 4A, 5C.

b) Students' own answers.

3. Students' own answers.

## LESSON 7

**1. a) Suggested answers:** 1. She wears / She's wearing (her hair in) pigtails. 2. She's got a ponytail. 3. She's wearing a high bun. 4. She's got a half ponytail. 5. She's got a short haircut. 6. She's wearing two plaits. 7. She's got shoulder-length fair hair. She's wearing it loose. 8. He's got spiky hair. 9. He's wearing a mohawk. 10. He's bald. 11. He's got a faux hawk. 12. He's wearing his hair in a man bun. 13. He's got dreadlocks. 14. He's got a short haircut with a long fringe.

**b) Students' own answers.**

**2.** 1. ponytail; 2. wavy, plait, dyed; 3. shoulder-length, loose, fringe; 4. bun; 5. haircut; 6. pigtail, front, lovely.

**3.** 1. Gareth Bale wears his hair in a man bun. 2. Kyle Beckerman is famous for his flying dreadlocks. 3. Neymar wears a mohawk. 4. Cristiano Ronaldo has got spiky hair. 5. Zidane is bald. 6. Lionel Messi's famous hairstyle is the faux hawk.

## LESSON 8

**1. a) Suggested answers:** 1J, 2A, 3C, 4D, 5B, 6H, 7I, 8E, 9F, 10G.

**b) Suggested answers:** 1. a cute kitten; 2. a double chin, narrow forehead; 3. an upturned nose, a short hairstyle, a charming smile; 4. trembling hands; 5. a handsome man with suntanned skin and a thick moustache.

**2.** 1. was pulling, turn the other; 2. has a thick, tears his; 3. keep; 4. sees them with a naked; 5. raised her; 6. keeps her iron out the; 7. Break a leg, will keep my fingers; 8. was all.

**3.** 1. dyed; 2. made; 3. wore; 4. was hanging; 5. covered / was covering; 6. looked; 7. looked; 8. had; 9. said; 10. was biting; 11. were trembling; 12. was; 13. heard; 14. blushed.

## LESSON 9

**1. Suggested answers:** Cinderella is so charming! The Witch is really scary. The Prince is rather handsome. Uncle Rod is quite bald. Captain Hook's moustache is pretty long.

**2.** 1. a; 2. a; 3. a; 4. the; 5. —; 6. the; 7. —; 8. —; 9. a; 10. the; 11. a; 12. —; 13. a; 14. a; 15. the; 16. —.

**3.** Students' own answers.

## LESSON 10

**1.** 1. red-haired; 2. beard; 3. ears; 4. pointed; 5. eyes; 6. Blue-eyed; 7. pale; 8. freckles; 9. skin; 10. younger; 11. thicker; 12. dye; 13. body; 14. like.

2. was sitting, the, bored, looked, the, saw, a, had, —, —, eyebrows, —, was wearing, a, looked, was reading, yawned, looked, at, embarrassed, went, Have you arrived, sighed, am waiting, didn't, up, will come.

3. 1. Melinda looks ~~like~~ younger with her new haircut. 2. He had a short moustache and a long dark hair which he was wearing in a man bun. 3. I usually turn ~~up~~ the other cheek when someone is rude to me. 4. The girl had ~~the~~ lovely dreadlocks and a small tattoo on her shoulder. 5. Jessica is a quite pretty. She's got cute freckles all over her face. 6. Jim looked ~~more~~ older with a beard. 7. The woman ~~was~~ frowned when she heard the noise. 8. We were all ~~in~~ ears. We didn't want to miss any important information. 9. She's got such a lovely plaits! 10. Paul was confused. He ~~has~~ rubbed his forehead and decided to call James.

## LESSON 11

1. A chain of smiles.

2. a) 1G, 2B, 3C, 4F, 5A, 6D, 7E.

b) 1. a huge bag; 2. happiness collectors; 3. a small box; 4. thousands of photos; 5. amazing things; 6. a happy smile.

3. **Suggested answers:** 1. The students were curious to see what was in the bag. 2. The teacher looked a bit confused because Miranda was going to take a photo of her. 3. Everyone raised their eyebrows when they saw Miranda's huge bag. 4. Miranda's classmates sent her emails with photos of smiling people. (It was her project.) 5. Missis Bright smiled because she saw a photo of a smiling person in the box. Miranda's classmates smiled when Miranda told them about her project / when Miranda took photos of them.

## LESSON 12

1. a) 1G, 2A, 3B, 4F, 5C, 6E, D — extra.

b) 1. Break; 2. embarrassed; 3. pleased; 4. yawned; 5. skin; 6. trembling.

2. a) 1. a; 2. —; 3. —; 4. a; 5. a; 6. an; 7. —; 8. an; 9. —; 10. a; 11. the; 12. —.


b) 1. heard; 2. went; 3. saw; 4. were wearing; 5. had; 6. was crying; 7. was; 8. were; 9. gave; 10. stopped; 11. was talking; 12. was eating; 13. smiling.

3. Students' own answers.

# UNIT 2. PERSONALITY

## LESSON 1

1.



2. *Positive*: witty, imaginative, sensible, sensitive, selfless, neat, organised, reliable, confident, intelligent, patient, reserved.

*Negative*: sensitive, selfish, greedy, courageous, reserved, forgetful, arrogant, loner, stubborn, bossy.

3. a) 1. Mike can be arrogant at times. 2. My sister is a bit disorganised. 3. Jenny tends to be impatient. 4. Mr Johnson is sometimes greedy. 5. His uncle is often stubborn. 6. Our granny is slightly forgetful.

**b) Suggested answers:** 1. My friend is reliable. On the other hand, he is a bit arrogant. 2. Kevin is rather selfish as well as insensitive. 3. Miss Pattison is intelligent. However, she is forgetful at times. 4. Wendy is sociable. In addition, she is courageous. 5. My dad is witty. However, he tends to be bossy. 6. Brian is confident. He is also patient.

## LESSON 2

1. **a)** 1G, 2B, 3A, 4F, 5C, 6E, 7D.

**b)** 1. long-legged; 2. self-centred; 3. big-headed; 4. kind-hearted; 5. thick-skinned.

2. 1. cheerful; 2. kind-hearted; 3. impatient; 4. curious; 5. confident; 6. dishonest; 7. reserved; 8. sociable; 9. sensitive; 10. shy.

3. **a)** 1 – is – C; 2 – does – D; 3 – is – A; 4 – does – B.

**b)** Students' own answers.

## LESSON 3

1. **a)** intelligence, wisdom, patience, boredom, shyness, confidence, meanness, kindness, arrogance, selfishness, weakness, politeness, laziness, cheerfulness.

**b)** Students' own answers.

2. **a)** strong, powerful, responsible, greedy, reliable, proud, generous, cowardly, courageous, brave, witty, honest, humorous, curious.

**b)** Students' own answers.

3. 1. Sensitivity, sensitive; 2. wisdom, wise; 3. courage, courageous; 4. pride, proud; 5. selflessness, selfless; 6. loyalty, loyal; 7. stubbornness, stubborn.

## LESSON 4

1. **Suggested answers:** Mike used to be reserved. Now he is quite sociable. Betty used to have a thick skin. Now she is so sensitive. Pam used to have long straight hair. Now she's got dreadlocks. Ben used to be organised. Now he's sometimes forgetful. Chris used to be cowardly. Now he's courageous. Diana used to be a plump girl. Now she's fit. James used to be a very careful person. Now he tends to be careless at times.

2. Students' own answers.

3. 2. Did you use to read comics? 3. Did you use to watch cartoons? 4. Did you use to have curly hair? 5. Did you use to wear plaits? 6. Did you use to be shy? 7. Did you use to spend a lot of time with your granny?

## LESSON 5

1. curly — curlier — the curliest; brave — braver — the bravest; sensible — more sensible — the most sensible; responsible — more responsible — the most responsible; thin — thinner — the thinnest; fit — fitter — the fittest; stubborn — more stubborn — the most stubborn; greedy — greedier — the greediest; good — better — the best; bad — worse — the worst.

2. 1. more exciting; 2. bigger; 3. busiest; 4. the best; 5. more peaceful; 6. more stressful; 7. The worst thing; 8. more; 9. faster.

3. a) 1. When did you use to get up? 2. Did you use to wear a uniform at school? 3. Where did you use to spend your weekends? 4. What housework did you use to do? 5. What books did you use to read? 6. Did you use to be naughty? 7. Where did you use to live?

b) Students' own answers.

## LESSON 6

1. a) 1. sensible; 2. cowardly; 3. handsome; 4. arrogant; 5. wit; 6. loner.

b) Students' own answers.

2. a) 1. charming; 2. curiosity; 3. elegant; 4. sensitive; 5. heart; 6. hand; 7. confident; 8. sociable; 9. embarrassed; 10. big-headed; 11. sense; 12. wit; 13. generosity; 14. courage; 15. admire.

b) **Suggested answers:** She was a sensitive woman with a heart of gold. She did a lot of charity work helping people in need around the world. She had many fine traits: warmth, sweetness, grace, sensitivity, reserve, wit, thoughtfulness, generosity, kindness, self-discipline, courage.

3. Students' own answers.





## LESSON 8

1. 1. The; 2. —; 3. the; 4. the; 5. —; 6. the; 7. a; 8. a; 9. —; 10. the; 11. a.

2. 1. Doesn't anyone love; 2. came up; 3. realised; 4. was; 5. cried; 6. am not; 7. used to be; 8. won't be; 9. have been; 10. will be; 11. will keep; 12. will learn / have learnt.

3. **Suggested answers:** 2. He used to be selfish. Now he is far more generous. 3. He didn't use to like Christmas but now he keeps it in his heart. 4. He didn't use to visit his nephew. Now he celebrates all holidays with his family. 5. He used to be thick-skinned. Now he is a more thin-skinned man. 6. He used to frown and sigh all the time. Now he smiles and laughs a lot. 7. He didn't use to have children. Now he's become a second father for Tiny Tim.

## LESSON 9

1. 1. What did you use to look like when you were five? 2. What do you look like now? 3. What were you like when you were five? 4. What are you like now? 5. Who do you take after in character? 6. Who do you take after in appearance?

2. greedy — greedier — the greediest; calm — calmer — the calmest; confident — more confident — the most confident; noisy — noisier — the noisiest; quiet — quieter — the quietest; good — better — the best; busy — busier — the busiest; active — more active — the most active; generous — more generous — the most generous; fit — fitter — the fittest; dark — darker — the darkest; happy — happier — the happiest.

3. 1. fitter; 2. darker; 3. calmer; 4. more generous; 5. quieter; 6. busier; 7. more active; 8. the happiest; 9. best.

## LESSON 10

1. a) 1J, 2A, 3D, 4F, 5B, 6H 7G, 8C/I, 9E, 10C/I.

b) **Suggested answers:** English bulldogs have a thick neck, a wrinkled body, strong legs, an upturned nose. British shorthairs have gorgeous eyes and a pretty plump face. They look like a teddy bear.

2. *English bulldogs:* loyal, patient, stubborn, sociable, lazy. *British shorthairs:* friendly, cheerful, active, sociable, playful, intelligent, loyal, independent, quiet, reserved, peaceful.

3. 1. English bulldogs are sociable. On the other hand, they are rather lazy. 2. English bulldogs are loyal as well as courageous. 3. English bulldogs are patient with children. However, they are a bit stubborn. 4. British shorthairs are cheerful.

In addition, they are active. 5. British shorthairs are playful. On the other hand, they are reserved. 6. British shorthairs are intelligent. They are also independent.

## LESSON 11

1. 1E, 2B, 3A, 4C, 5D.

2. 1F, 2T, 3F, 4T, 5T, 6F, 7F, 8T, 9T, 10F.

3. 1. He's in his mid-teens. 2. After his father. 3. Science, reading, computers, the Internet. 4. He's caring, loyal, kind-hearted, courageous, confident, responsible, intelligent, hard-working. 5. He fights for good to make the world a better, safer place to live.

## LESSON 12

1. a) 1G, 2A, 3B, 4E, 5C, 6F, D — extra.

b) sociable, witty, heart, confident, bossy, stubborn.

2. a) more sociable; the most popular; fitter; taller; the strongest; better.

b) 1. Keven used to **live** in the city centre. 2. What did you **use** to look like? 3. My friend **didn't** use to wear glasses when she was younger. 4. Mary is a creative student. **However / On the other hand**, she is disorganised. 5. My granny is the most **kind-hearted** person I know. 6. — What **is** your brother like? — He's imaginative, patient and quite intelligent.

3. Students' own answers.

# UNIT 3. SHOPPING

## LESSON 1

1. a) 1. a pet shop; 2. a chemist's; 3. a bakery; 4. a supermarket / grocery store; 5. a book shop; 6. a clothes shop; 7. a department store; 8. a newsagent's; 9. a shopping centre; 10. a sweet shop.

b) There are different types of shops in England. There are huge shopping centres with lots of shops in one building and large department stores that sell anything you can think of. There are local grocery stores and supermarkets, small corner shops that sell food and other products, clothes shops, toy shops, book shops, newsagent's, chemist's... and what not. I've been to many shops with my parents. I love window-shopping a lot, and sometimes I buy things myself. I've been to grocery

stores and supermarkets many times because we buy something to eat there. I've been to our sweet shop many times. I've bought a huge pile of sweets there. Sadly, I haven't been there since Christmas. We've got a large department store not far from our house, and I've been there too. I usually go there with my mum or dad but I haven't been there for half a year. Not far from our house there's a wonderful bakery. They sell delicious bread and my favourite buns. I used to buy newspapers, but now my dad buys them on his way to work. So I haven't bought anything at the newsagent's for ages. I haven't been to the pet shop since September, when we bought my Princess. I think the pet shop is my favourite.

2. a) A. since; B. for. 1. for; 2. for; 3. since; 4. since; 5. for; 6. since.

b) Students' own answers.

3. 1. a bakery; 2. a chemist's; 3. a pet shop; 4. a toy shop / department store, etc.; 5. a book shop; 6. a newsagent's; 7. a clothes shop / department store.

## LESSON 2

1. a) baggy, trendy, red, striped, tight, smart, old-fashioned, checked.

b)

Head	a hat, a baseball cap, sunglasses
Neck	a scarf, a tie
Body	a jacket, a blouse, a sweater, a coat, a sweatshirt, a T-shirt, a top, a belt
Legs	tights, trousers, jeans, shorts
Feet	socks, shoes, sandals, slippers, trainers, boots

2. 1. —; 2. —; 3. a; 4. —; 5. a; 6. —; 7. a; 8. a; 9. —; 10. —; 11. —; 12. —; 13. —; 14. a; 15. a; 16. —; 17. —.

3. Students' own answers.

## LESSON 3

1. 1C, 2A, 3E, 4F, 5D, 6B.

2. **Sample answers:** 1. It's too cold outside to wear a T-shirt. 2. The dress is smart enough to wear to the theatre. 3. You are not rich enough to buy five pairs of trainers. 4. These trousers are too short to wear. 5. This belt is cheap enough to buy. 6. You are tall enough to try on this coat. 7. We don't have enough time to go window-shopping. 8. This tie is too short.

3. 1. Daniel is going to be Sherlock Holmes. 2. Daniel is going to wear a checked jacket. 3. She played basketball. 4. It is used for carrying babies. 5. He's got a dog: a chi-hua-hua called Paris.

## LESSON 4

1. **a)** 1G, 2F, 3E, 4B, 5C, 6A, D — extra.

**b)** 1. supermarkets; 2. Belarus; 3. Brest; 4. Yes; 5. 10 p. m.; 6. bronze statues; 7. dairy products.

2. *Title:* 7. Souvenirs. *Text:* Students' own answers.

3. Students' own answers.

## LESSON 5

1.

jump (+ <i>ing</i> ) JUMPING	come (- <i>e</i> + <i>ing</i> ) COMING	run (×2 + <i>ing</i> ) RUNNING
bringing, wearing, teaching, trying, watching, cleaning, tidying, saying, eating, catching	living, using, coming, inviting, continuing, taking, making	hopping, sitting, travelling, putting, shopping, beginning, getting, planning, cutting

2. 1. Tim has been cooking for 3 hours. He has cooked 4 dishes. 2. Jill has been tidying up since nine o'clock. She has tidied one room. 3. Tim and his dad have been making kites since seven in the morning. They have made 2 kites. 4. Jill has been writing for half an hour. She has written 9 Christmas cards. 5. Tim and Jill have been eating for more than 2 hours. They have eaten 7 ice creams. 6. Tim has been reading since he was five. He has read 128 books. 7. Tim has been drawing since 3 o'clock. He has drawn 3 planes and a helicopter. 8. Jill has been doing her homework all morning. She has done 7 exercises. 9. Tim has been washing for 5 minutes. He has washed his left hand. 10. Tim and Jill have been watching TV since 3 p. m. They have watched 2 cartoons.

3. **Sample answers:** 2. The boy has been shopping all day. 3. The man has been fishing all day. 4. The woman has been dancing all day. 5. She has been walking her dog all day. 6. They have been riding bikes all day. 7. The baby has been sleeping all day.

## LESSON 6

1.

1. **Lucy:** Come over here Jane and have a look at this dress.

2. **Jane:** Oh, yes! It looks lovely and it's of excellent quality. Why don't you try it on? The fitting room is over there.

3. **Lucy:** Yes, I'll try it on. Last time I bought a dress it was too baggy and I had to return it.

4. **Jane:** If you need a different size just ask and I will get it for you.

5. **Lucy:** What do you think, does it look good?

6. **Jane:** Perfect! It's your size and you look very pretty, Lucy.

7. **Lucy:** Thank you! I want to look my best! I'm going to Jack's birthday party.

8. **Jane:** Oh, really? You could wear your blue shoes, they'll match the ornament and they look very smart.

9. **Lucy:** Right. I think I will buy this one. Is this dress on sale?

10. **Jane:** Yes, the label says it is 30 % off.

11. **Lucy:** Great. Let's go to pay for it, come on.

2. 1. has been raining; 2. have tried on; 3. have you been wearing; 4. has been playing; 5. have you bought; 6. has made; 7. has never played badminton; 8. has been doing, hasn't finished.

3. a) 1. How many flats / houses have you lived in? How long have you been living in one flat / house? 2. How many schools have you studied at? How long have you been studying at your school? 3. How many sports have you done? How long have you been doing them? 4. How many languages have you studied? How long have you been studying languages? 5. How many things have you collected? How long have you been collecting them? 6. How many homework exercises have you done today? How long have you been doing them?

b) Students' own answers.

## LESSON 7

### 1. Suggested answers:

jeans — cotton	a plane — metal
a vacuum cleaner — plastic, metal	a pen — plastic, metal, rubber
a wardrobe — wood	pyjamas — cotton
glasses — glass, plastic, metal	scissors — metal, plastic
a violin — wood, plastic	dishwashing gloves — rubber
an aquarium — glass	a mobile phone — metal, plastic, glass
jewellery — glass, metal, plastic, wood, etc.	Lego bricks — plastic
a toaster — plastic, metal	tennis shoes — rubber, cotton

2. a) *A smartphone*: Where is it made? Is it the latest model? What colour is the back cover?

*The book*: Where is it published? Who is the author? Is it a biography?

*Tennis shoes*: What are they made of? What size are they? Where are they made? Are they on sale?

b) Students' own answers.

3. has been doing, have been watching.

— Этот мальчик такой ленивый! Он ничего не делает уже два часа! — Откуда ты знаешь? — Я за ним наблюдаю!

— Гэты хлопчык такі лянiвы! Ён нічога не робiць ужо дзве гадзiны! — Адкуль ты ведаеш? — Я за iм назiраю!

## LESSON 8

1. Students' own answers.

2. 1. for; 2. of; 3. in; 4. from; 5. in; 6. from; 7. for; 8. of.

3. Students' own answers.

## LESSON 9

1. 1B, 2A, 3E, 4D, C — extra.

2. 1T, 2F, 3F, 4F, 5T, 6F.

3. 1. I think there are too many / enough ads around us. / I don't think there are enough ads around us. 2. I spend too much / enough time shopping. / I don't spend enough time shopping. 3. There are too many / enough shops and stores in my neighborhood. / There aren't enough shops and stores in my neighborhood. 4. I have too much / enough money for shopping. / I don't have enough money for shopping. 5. I don't want to buy too many things. / I want to buy enough things. 6. I have too many / enough clothes in my wardrobe. / I don't have enough clothes in my wardrobe.

## LESSON 10

1. Suggested answers:

name	Mr B's Emporium of Reading Delights	Hamley's	The evolution store
type	bookshop	toy shop	museum store
place	18th century house in the heart of Bath, UK	London and all over the world	Greenwich Village, New York

goods	books	toys, games and gadgets	science and natural history collectibles, artifacts, gifts
details	It has a book spa, free tea and coffee, book-related activities.	The oldest and largest toy shop in the world.	It is really like a museum you can shop in.

2. Students' own answers.
3. Students' own answers.

## LESSON 11

1. a – advertisement, b – brand, c – customer, d – department store, e – expensive, f – food, g – grocery store, h – hypermarket, i – item, j – jewellery, k – kitchenware, l – L, m – mall, n – newsagent's, o – online store, p – price, q – quality, r – return, s – size, t – try on, u – unavailable, v – VISA card, w – window-shopping, x – Xerox, y – you shopping (Students draw a picture of themselves shopping), z – zoo shop.

2. a) 1G, 2C, 3E, 4A, 5F, 6D, 7B.

b) Students' own answers.

3. Students' own answers.

## LESSON 12

1. a) 1. material; 2. shopping mall; 3. checked; 4. brands; 5. customer; 6. plastic.

b) 1. for; 2. size; 3. on; 4. tight; 5. sale; 6. been.

2. a) 1. Don't worry! We have enough time ~~too~~ to return the belt before the mall closes. 2. The newsagent's is too far ~~enough~~ to walk. 3. This cake is too sweet ~~enough~~. I've had enough. 4. There were ~~enough~~ too many souvenir shops, so I only visited three. 5. The quality of their product is ~~enough~~ good enough. 6. I haven't got ~~much~~ enough money to pay for all these goods!

b) 1. have, been; 2. have been waiting; 3. have had; 4. have, been wearing; 5. have, been watching; 6. hasn't done.

3. Students' own answers.



# UNIT 4. FRIENDS

## LESSON 1

1. 1. have something in common; 2. call someone names; 3. be there for someone; 4. fall out; 5. hang out; 6. get on.

2. 1. are getting on / get on; 2. fall out; 3. be there for someone; 4. hang out; 5. called me names; 6. have in common; 7. fell out; 8. get on; 9. has, been there.

3. Students' own answers.

## LESSON 2

1. 1. arrogant; 2. greedy; 3. honest; 4. stubborn; 5. forgetful; 6. nosy; 7. selfish; 8. bossy; 9. punctual; 10. reliable.

2. a) good-looking, blue-eyed, shoulder-length, high-quality, home-made, kind-hearted, self-confident, hard-working, part-time, well-known.

b) 1 – paragraph 3, 2 – paragraph 2, 3 – paragraph 4.

3. Students' own answers.

## LESSON 3

1. 1. has been; 2. has been making; 3. have been studying; 4. has been raining; 5. have known; 6. have taken.

2. 1. since; 2. for; 3. for; 4. since; 5. since; 6. since. A. Collecting tea bags. B. Pooktre.

3. **Suggested answers:** An egg has been a symbol of life in many cultures. Emily has been making souvenirs from empty egg shells for about 4 years. She has been working on her collection with her elder sister since 2017. She has taken part in a number of art exhibitions. Emily has won 3 medals in her home town and 1 in her state. She has collected about 1,500 eggs so far.

## LESSON 4

1. 1. no; 2. none; 3. any; 4. None, any.

2. 1. no; 2. none; 3. All; 4. no; 5. any; 6. all; 7. No; 8. None; 9. any; 10. none.

3. a) 1D, 2A, 3E, 4B, 5F, 6C.

b) Students' own answers.

## LESSON 5

1. 1. all; 2. Neither; 3. Both; 4. either; 5. All; 6. neither; 7. both; 8. any; 9. Either; 10. None.

2. 1. ~~neither~~ none; 2. ~~all~~ either / both; 3. ~~either~~ neither; 4. ~~all~~ none; 5. ~~neither~~ either; 6. ~~none~~ no; 7. ~~Any~~ Either; 8. ~~all~~ both; 9. ~~No~~ None; 10. ~~no~~ any.

3. a) like.

b) Students' own answers.

## LESSON 6

1. a) talkative, useful, respectful, helpful, active, playful, creative, sensitive, imaginative, forgetful, attractive, supportive, inventive, careful.

b) Students' own answers.

2. Students' own answers.

3. 1B, 2A, 3D, 4C.

## LESSON 7

1. 1. First of all, After that; 2. on the other hand; 3. finally; 4. Luckily; 5. First of all, Next; 6. On the one hand, On the other hand; 7. to her surprise; 8. Luckily; 9. As a result.

2. A. my, have, on, In, out; B. friend's, that, any, an amazing, selfless.

3. Students' own answers.

## LESSON 8

1. **Suggested answers:** The Saturday Punishment.

2. 1. One day; 2. As a result; 3. Luckily; 4. First of all; 5. Later on / Then; 6. Then / Later on; 7. to her surprise; 8. The next afternoon.

3. Students' own answers.

## LESSON 9

1. a) 1. Do you have a best friend? 2. What makes your friendship special? 3. What trait of your best friend do you admire most? 4. What do you and your best friend have in common? 5. Do your parents support your friendship?

b) 1C, 2D, 3E, 4B, 5A.

2. 1F, 2T, 3T, 4T, 5F, 6F, 7F, 8T.

3. Students' own answers.

## LESSON 10

1. Hermione — Harry Potter — Ron, Sherlock Holmes — Doctor Watson, Mowgli — Baloo, Huckleberry Finn — Tom Sawyer, Charlie Brown — Snoopy, Cartwheel — an Australian girl, the Big and Friendly Giant — Sophie.

2.

Roald Dahl, *The BFG*

There are a lot of adventures to share with a friend. Eight-year-old Sophie is a lonely orphan that one day has the good luck to meet the Big Friendly Giant. Unlike the other hairy and smelly giants, the BFG doesn't eat humans. When Sophie hears the other giants are going to England, she decides she must stop them once and for all. And the BFG is going to help her! This touching friendship isn't just about sharing the adventures, it also shows caring for one another, even if you are small enough to hide in your friend's pocket.

Teen, 16: *I loved this book! Roald Dahl has such a creative imagination. It's a funny, humorous novel that has an element of surprise. I can totally recommend it!*

Jason, 7: *The BFG is super! I loved reading it! I liked it when the BFG carried Sophie in his huge ear! When I finished the book, I really wanted to see the film! I think you will love it!*

Heidi, 15: *This was a great book! My favourite part was when they made the dreams.*

Peter, 13: *I first read the BFG when I was 7 and I remember being scared at the beginning of the story. I couldn't sleep at night. I only recommend it to the children 9+.*

Legofan, 12: *There are many words the giant says wrong, so little kids should not read it. I loved the book and read it three times this year. I like all Roald Dahl's books because they are very amusing.*

3. Students' own answers.

## LESSON 11

1. a) *Verbs not usually used in continuous (stative verbs):* like, know, be, prefer, understand, want, love.

b) 1. I have known Julia for two years. 2. Nia has always loved programming. 3. We have been sharing a room for a month. 4. We have fallen out with Tim again. 5. I haven't understood it. 6. Jim has never been trustworthy.

2. 1. Have ... decided, haven't bought; 2. have ... been, have been waiting, have lost; 3. have ... been making, have made; 4. Have ... been working, have been shopping, have bought.

3. Students' own answers.

## LESSON 12

1. **a)** respectful, punctual, trustworthy, creative, loyal, supportive.
- b)** 1. like; 2. common; 3. for; 4. out; 5. names; 6. get.
2. **a)** 1. None of them; 2. Both; 3. no; 4. Either; 5. both of, all.
- b)** Have ... seen, have ... been, have known, have been working, have been thinking, has been studying.
3. Students' own answers.

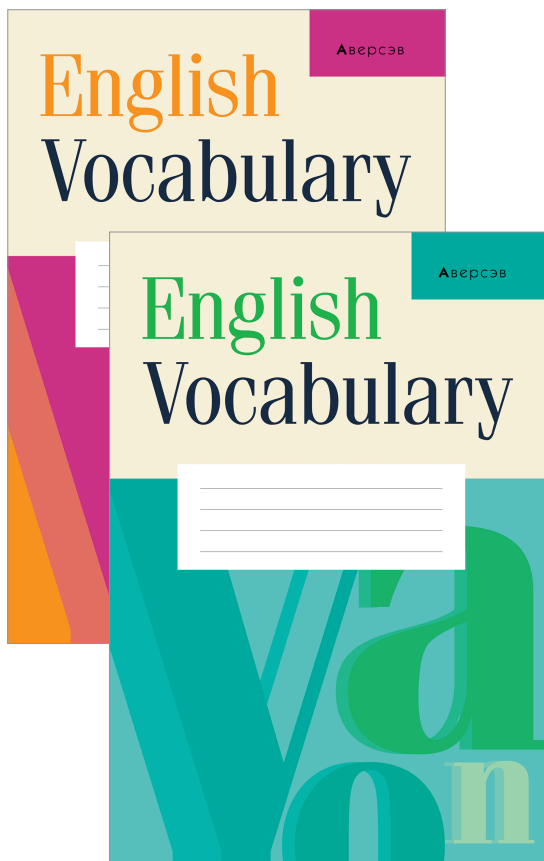


### **Английский язык в таблицах и схемах**

*Л. Г. Воробьева, Н. В. Федосеева*

В пособии в виде таблиц и схем изложены грамматические правила английского языка за курс средней школы (5—11 классы). Материал проиллюстрирован примерами. Адресуется учащимся учреждений общего среднего образования, абитуриентам, желающим систематизировать свои знания, а также широкому кругу лиц, изучающих английский язык на курсах или самостоятельно.

В книге размещены QR-коды, которые позволяют получить доступ к дополнительному материалу по различным темам.



### **English Vocabulary**

Издания представляют собой тетради для ведения словаря, необходимого учащимся 3—11 классов при изучении английского языка. Они состоят из таблицы с колонками для записи слов на английском языке, их транскрипции и перевода. В пособиях также приведены основные правила по грамматике английского языка, владение которыми поможет избежать наиболее часто допускаемых ошибок.



**aversev.by**

Полный каталог учебной литературы, полезные материалы, а также акции и специальные предложения.